

# 2023 Annual Agency Profile - Brevard Board of County Commissioners (NTD ID 40063)

**Mailing Address:** 400 SOUTH ST  
TITUSVILLE, FL

**Website:** <http://www.321transit.com/>

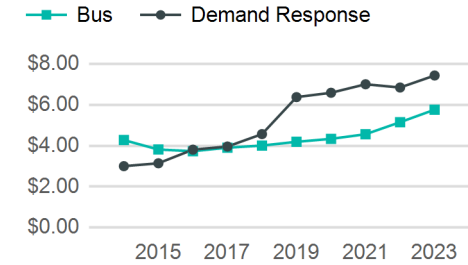
## Geographic Coverage

<b>Primary Urbanized Area</b>	Palm Bay--Melbourne, FL
<b>Square Miles</b>	251
<b>Population</b>	510,675
<b>Other Areas Served:</b>	
	Florida Non-UZA, Titusville, FL
<b>Service Area Population</b>	643,979
<b>Service Area Sq. Miles</b>	1,557

## Service Consumed

<b>Annual Passenger Miles Traveled (PMT)</b>	12,482,419
<b>Annual Unlinked Trips (UPT)</b>	1,855,968
<b>Average Weekday UPT</b>	6,525
<b>Average Saturday UPT</b>	3,112
<b>Average Sunday UPT</b>	686

## Operating Expenses per Vehicle Revenue Mile



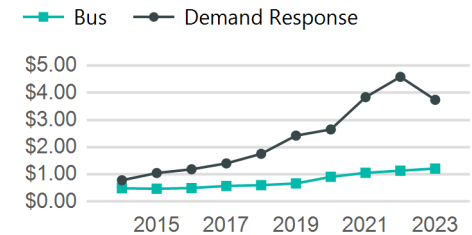
## Assets

<b>Revenue Vehicles</b>	190
<b>Service Vehicles</b>	16
<b>Facilities</b>	2
<b>Lane Miles</b>	
<b>Track Miles</b>	

## Service Supplied

<b>Annual Vehicle/Passenger Car Revenue Miles (VRM)</b>	3,054,174
<b>Annual Vehicle/Passenger Car Revenue Hours (VRH)</b>	160,937
<b>Vehicles Operated in Maximum Service (VOMS)</b>	87
<b>Vehicles Available for Maximum Service (VAMS)</b>	129

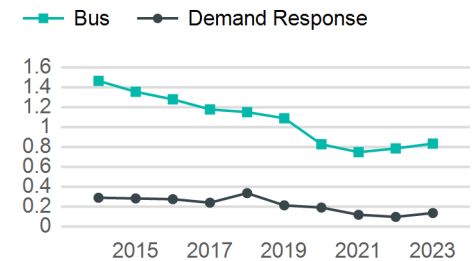
## Operating Expenses per Passenger Mile



## Modal Characteristics

	Directly Operated VOMS	Purchased Transportation VOMS	Annual Passenger Miles Traveled	Annual Unlinked Passenger Trips	Annual Vehicle Revenue Miles	Annual Vehicle Revenue Hours	Fixed Guideway Directional Route Miles
<b>Mode</b>							
Bus	35	0	9,912,488	1,739,032	2,086,923	109,703	0.00
Demand Response	32	0	1,206,199	82,185	607,031	44,249	0.00
Vanpool	0	20	1,363,732	34,751	360,220	6,985	0.00
<b>Total</b>	<b>67</b>	<b>20</b>	<b>12,482,419</b>	<b>1,855,968</b>	<b>3,054,174</b>	<b>160,937</b>	<b>0.00</b>

## Unlinked Passenger Trip per Vehicle Revenue Mile

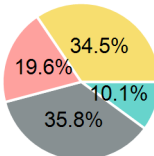
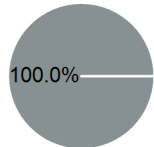


## Metrics

	Service Efficiency		Service Effectiveness			
Mode	OE per VRM	OE per VRH	UPT per VRM	UPT per VRH	OE per PMT	OE per UPT
Bus	\$5.77	\$109.67	0.8	15.9	\$1.21	\$6.92
Demand Response	\$7.44	\$102.02	0.1	1.9	\$3.74	\$54.93
Vanpool	\$1.16	\$59.60	0.1	5.0	\$0.31	\$11.98
<b>Total</b>	<b>\$5.55</b>	<b>\$105.40</b>	<b>0.6</b>	<b>11.5</b>	<b>\$1.36</b>	<b>\$9.14</b>

2023 Annual Agency Profile - Brevard Board of County Commissioners (NTD ID 40063)

2023 Funding Breakdown

Summary of Operating Expenses (OE)			Sources of Operating Funds Expended		Operating Funding Sources	
Labor	\$8,929,548	52.6%	Directly Generated	\$1,709,955		<div><div></div> Directly Generated</div> <div><div></div> Federal Government</div> <div><div></div> Local Government</div> <div><div></div> State Government</div>
Materials and Supplies	\$2,649,557	15.6%	Federal Government	\$6,071,922		
Purchased Transportation	\$278,012	1.6%	Local Government	\$3,329,205		
Other Operating Expenses	\$5,104,946	30.1%	State Government	\$5,851,841		
<b>Total Operating Expenses</b>	<b>\$16,962,063</b>	<b>100.0%</b>	<b>Total Operating Funds Expended</b>	<b>\$16,962,923</b>		
			Sources of Capital Funds Expended		Capital Funding Sources	
			Directly Generated	\$0		<div><div></div> Directly Generated</div> <div><div></div> Federal Government</div> <div><div></div> Local Government</div> <div><div></div> State Government</div>
			Federal Government	\$1,363,486		
			Local Government	\$0		
			State Government	\$0		
<i>Reconciling OE Cash Expenditures</i>	<i>\$1,914,341</i>		<b>Total Capital Funds Expended</b>	<b>\$1,363,486</b>		

Operating Expense Detail			Uses of Capital			
Mode	Operating Expenses	Fare Revenues	Revenue Vehicles	Systems and Guideway	Facilities and Stations	Other
Bus	\$12,031,572	\$913,462	\$510,972	\$49,089	\$65,858	\$737,567
Demand Response	\$4,514,203	\$250,881	\$0	\$0	\$0	\$0
Vanpool	\$416,288	\$199,187	\$0	\$0	\$0	\$0
Total	\$16,962,063	\$1,363,530	\$510,972	\$49,089	\$65,858	\$737,567

2023 Asset Management

Transit Asset Management (TAM) Tier		Tier II	TAM Sponsor NTD ID		Metrics		
			Mode	Vehicles Operated in Max. Service	Vehicles Available for Max. Service	%Spare Vehicles	Avg. Fleet Age (yrs)
			Bus	35	67	91.4%	9.5
			Demand Response	32	35	9.4%	9.1
			Vanpool	20	27	35.0%	6.3