

2023 Annual Agency Profile - Crawford Area Transportation Authority (NTD ID 30185)

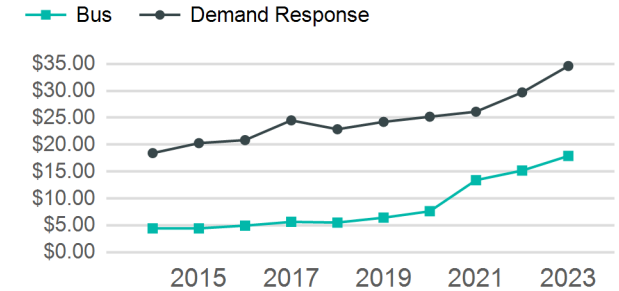
Mailing Address: 214 PINE ST
MEADVILLE, PA

Website: <http://www.catabus.org>

Service Consumed

Annual Unlinked Trips (UPT) 244,099

Operating Expenses per Vehicle Revenue Mile



Assets

Revenue Vehicles 67
Service Vehicles 12
Facilities 3

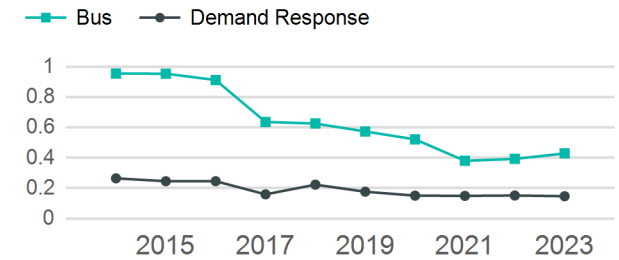
Service Supplied

Annual Vehicle Revenue Miles (VRM) 878,914
Annual Vehicle Revenue Hours (VRH) 55,110
Vehicles Operated in Maximum Service (VOMS) 42

Modal Characteristics

Mode	Annual Unlinked Passenger Trips	Directly Operated VOMS	Purchased Transportation VOMS	Annual Vehicle Revenue Miles	Annual Vehicle Revenue Hours
Bus	174,498	11	0	406,798	25,436
Demand Response	69,601	31	0	472,116	29,674
Total	244,099	42	0	878,914	55,110

Unlinked Passenger Trip per Vehicle Revenue Mile



Metrics

Mode	Service Efficiency		Service Effectiveness		
	OE per VRM	OE per VRH	UPT per VRM	UPT per VRH	OE per UPT
Bus	\$7.68	\$122.87	0.4	6.9	\$17.91
Demand Response	\$5.10	\$81.17	0.1	2.3	\$34.61
Total	\$6.30	\$100.42	0.3	4.4	\$22.67

2023 Annual Agency Profile - Crawford Area Transportation Authority (NTD ID 30185)

2023 Funding Breakdown

Summary of Operating Expenses (OE)

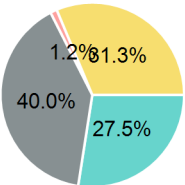
Sources of Operating Funds Expended

Operating Funding Sources

Mode	Operating Expenses	Fare Revenues
Bus	\$3,125,397	\$0
Demand Response	\$2,408,764	\$0
Total	\$5,534,161	\$0

Directly Generated	\$1,520,821
Federal Government	\$2,214,447
Local Government	\$64,591
State Government	\$1,734,302
Total Operating Funds Expended	\$5,534,161

- Directly Generated
- Federal Government
- Local Government
- State Government

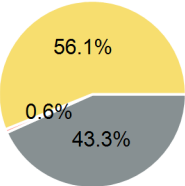


Capital Funding Sources

Sources of Capital Funds Expended

Directly Generated	\$0
Federal Government	\$559,332
Local Government	\$7,938
State Government	\$724,733
Total Capital Funds Expended	\$1,292,003

- Directly Generated
- Federal Government
- Local Government
- State Government



2023 Asset Management

Transit Asset Management (TAM) Tier	Tier II	TAM Sponsor NTD ID	3R04
-------------------------------------	---------	--------------------	------

Metrics

Mode	Average Fleet Age in Years
Bus	3.1
Demand Response	4.3