

# 2023 Annual Agency Profile - Endless Mountains Transportation Authority (NTD ID 30170)

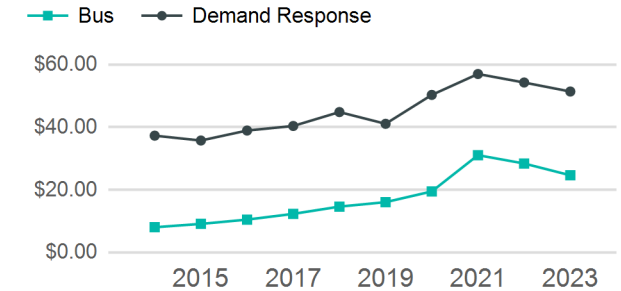
**Mailing Address:** 2978 S. Main Street Route 15  
MANSFIELD, PA

**Website:** <http://www.goBeSTtransit.com>

## Service Consumed

**Annual Unlinked Trips (UPT)** 158,628

## Operating Expenses per Vehicle Revenue Mile



## Assets

**Revenue Vehicles** 61  
**Service Vehicles** 8  
**Facilities** 2

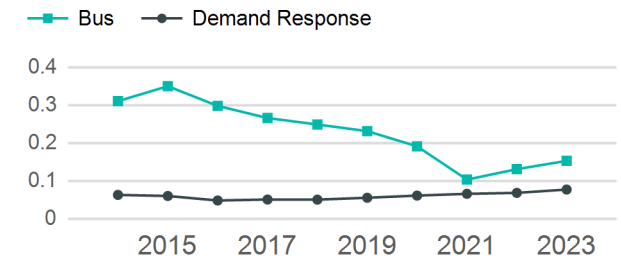
## Service Supplied

**Annual Vehicle Revenue Miles (VRM)** 1,545,667  
**Annual Vehicle Revenue Hours (VRH)** 55,923  
**Vehicles Operated in Maximum Service (VOMS)** 55

## Modal Characteristics

Mode	Annual Unlinked Passenger Trips	Directly Operated VOMS	Purchased Transportation VOMS	Annual Vehicle Revenue Miles	Annual Vehicle Revenue Hours
Bus	79,522	11	0	520,023	22,967
Demand Response	79,106	44	0	1,025,644	32,956
<b>Total</b>	<b>158,628</b>	<b>55</b>	<b>0</b>	<b>1,545,667</b>	<b>55,923</b>

## Unlinked Passenger Trip per Vehicle Revenue Mile



## Metrics

Mode	Service Efficiency		Service Effectiveness		
	OE per VRM	OE per VRH	UPT per VRM	UPT per VRH	OE per UPT
Bus	\$3.77	\$85.42	0.2	3.5	\$24.67
Demand Response	\$3.96	\$123.38	0.1	2.4	\$51.40
<b>Total</b>	<b>\$3.90</b>	<b>\$107.79</b>	<b>0.1</b>	<b>2.8</b>	<b>\$38.00</b>

2023 Annual Agency Profile - Endless Mountains Transportation Authority (NTD ID 30170)

2023 Funding Breakdown

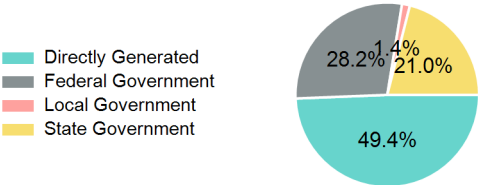
Summary of Operating Expenses (OE)

Sources of Operating Funds Expended

Operating Funding Sources

Mode	Operating Expenses	Fare Revenues
Bus	\$1,961,782	\$0
Demand Response	\$4,065,973	\$0
Total	\$6,027,755	\$0

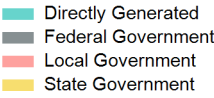
Directly Generated	\$2,976,184
Federal Government	\$1,700,000
Local Government	\$84,316
State Government	\$1,267,255
Total Operating Funds Expended	\$6,027,755



Capital Funding Sources

Sources of Capital Funds Expended

Directly Generated	\$0
Federal Government	\$0
Local Government	\$0
State Government	\$0
Total Capital Funds Expended	\$0



2023 Asset Management

Transit Asset Management (TAM) Tier	Tier II	TAM Sponsor NTD ID	3R04
-------------------------------------	---------	--------------------	------

Metrics

Mode	Average Fleet Age in Years
Bus	4.5
Demand Response	5.3