

2023 Annual Agency Profile - Mountain Transit Authority (NTD ID 30140)

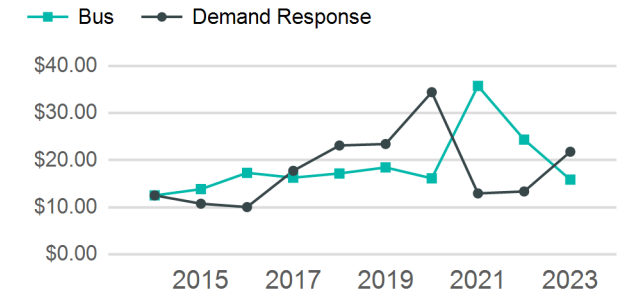
Mailing Address: 1096 BROAD ST
SUMMERSVILLE, WV

Website: <http://www.mtawv.com/>

Service Consumed

Annual Unlinked Trips (UPT) 79,517

Operating Expenses per Vehicle Revenue Mile



Assets

Revenue Vehicles 32
Service Vehicles 2
Facilities 1

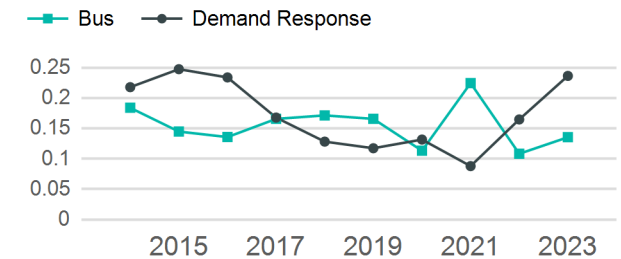
Service Supplied

Annual Vehicle Revenue Miles (VRM) 485,380
Annual Vehicle Revenue Hours (VRH) 19,103
Vehicles Operated in Maximum Service (VOMS) 23

Modal Characteristics

Mode	Annual Unlinked Passenger Trips	Directly Operated VOMS	Purchased Transportation VOMS	Annual Vehicle Revenue Miles	Annual Vehicle Revenue Hours
Bus	47,369	13	0	349,474	12,800
Demand Response	32,148	10	0	135,906	6,303
Total	79,517	23	0	485,380	19,103

Unlinked Passenger Trip per Vehicle Revenue Mile



Metrics

Service Efficiency

Service Effectiveness

Mode	OE per VRM	OE per VRH	UPT per VRM	UPT per VRH	OE per UPT
Bus	\$2.15	\$58.70	0.1	3.7	\$15.86
Demand Response	\$5.15	\$111.14	0.2	5.1	\$21.79
Total	\$2.99	\$76.00	0.2	4.2	\$18.26

2023 Annual Agency Profile - Mountain Transit Authority (NTD ID 30140)

2023 Funding Breakdown

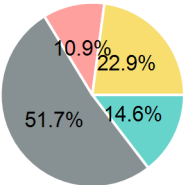
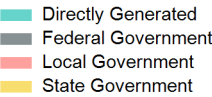
Summary of Operating Expenses (OE)

Sources of Operating Funds Expended

Operating Funding Sources

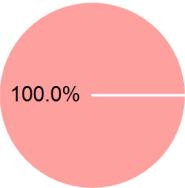
Mode	Operating Expenses	Fare Revenues
Bus	\$751,356	\$0
Demand Response	\$700,540	\$0
Total	\$1,451,896	\$0

Directly Generated	\$211,323
Federal Government	\$750,451
Local Government	\$157,838
State Government	\$332,284
Total Operating Funds Expended	\$1,451,896



Capital Funding Sources

Sources of Capital Funds Expended



Directly Generated	\$0
Federal Government	\$0
Local Government	\$104,622
State Government	\$0
Total Capital Funds Expended	\$104,622

2023 Asset Management

Transit Asset Management (TAM) Tier	Tier II	TAM Sponsor NTD ID	3R05
-------------------------------------	---------	--------------------	------

Metrics

Mode	Average Fleet Age in Years
Bus	4.5
Demand Response	3.7