

2023 Annual Agency Profile - District Three Governmental Cooperative (NTD ID 30123)

Mailing Address: 4453 LEE HWY  
MARION, VA

Website: [district-three.org/index.php/public-transit/](http://district-three.org/index.php/public-transit/)

Geographic Coverage

Primary Urbanized/Rural Area Bristol, TN--VA  
Service Area Population 186,722  
Service Area Sq. Miles 2,777  
Other Areas Served:  
Virginia Non-UZA

Assets

Revenue Vehicles 79  
Service Vehicles 5  
Facilities 1

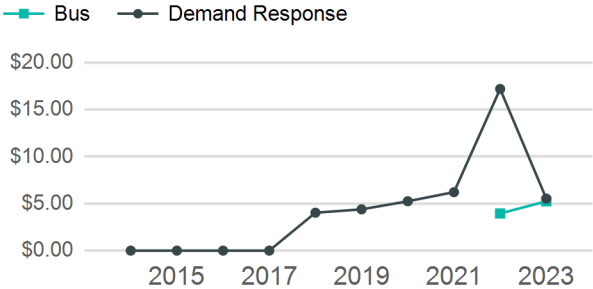
Service Consumed

Annual Unlinked Trips (UPT) 167,558

Service Supplied

Annual Vehicle Revenue Miles (VRM) 499,903  
Annual Vehicle Revenue Hours (VRH) 47,025  
Vehicles Operated in Maximum Service (VOMS) 27

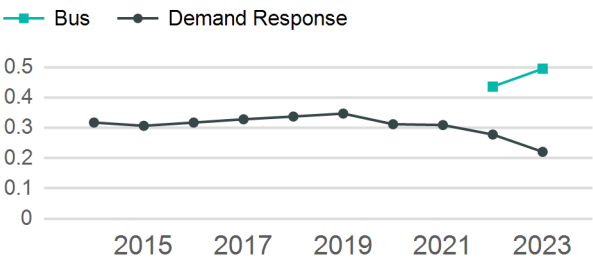
Operating Expenses per Vehicle Revenue Mile



Modal Characteristics

Mode	Annual Unlinked Passenger Trips	Directly Operated VOMS	Purchased Transportation VOMS	Annual Vehicle Revenue Miles	Annual Vehicle Revenue Hours
Bus	103,119	8	0	208,256	19,079
Demand Response	64,439	19	0	291,647	27,946
Total	167,558	27	0	499,903	47,025

Unlinked Passenger Trip per Vehicle Revenue Mile



Metrics	Service Efficiency		Service Effectiveness		
	OE per VRM	OE per VRH	UPT per VRM	UPT per VRH	OE per UPT
Bus	\$5.24	\$57.20	0.5	5.4	\$10.58
Demand Response	\$5.53	\$57.72	0.2	2.3	\$25.03
Total	\$5.41	\$57.51	0.3	3.6	\$16.14

2023 Annual Agency Profile - District Three Governmental Cooperative (NTD ID 30123)

2023 Funding Breakdown

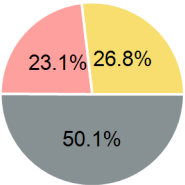
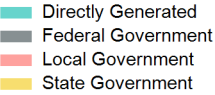
Summary of Operating Expenses (OE)

Sources of Operating Funds Expended

Operating Funding Sources

Mode	Operating Expenses	Fare Revenues
Bus	\$1,091,357	\$0
Demand Response	\$1,612,936	\$0
Total	\$2,704,293	\$0

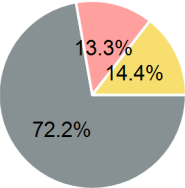
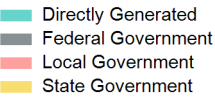
Directly Generated	\$0
Federal Government	\$1,354,561
Local Government	\$623,743
State Government	\$725,989
Total Operating Funds Expended	\$2,704,293



Capital Funding Sources

Sources of Capital Funds Expended

Directly Generated	\$0
Federal Government	\$110,575
Local Government	\$20,438
State Government	\$22,115
Total Capital Funds Expended	\$153,128



2023 Asset Management

Transit Asset Management (TAM) Tier	Tier II	TAM Sponsor NTD ID	3R06
-------------------------------------	---------	--------------------	------

Metrics

Mode	Average Fleet Age in Years
Bus	5.4
Demand Response	6.0