

# 2023 Annual Agency Profile - Otsego County (NTD ID 20998)

**Mailing Address:** 140 County Hwy 33 W Ste 2  
COOPERSTOWN, NY

**Website:** <http://www.otsegocounty.com>

## Service Consumed

Annual Unlinked Trips (UPT) 26,155

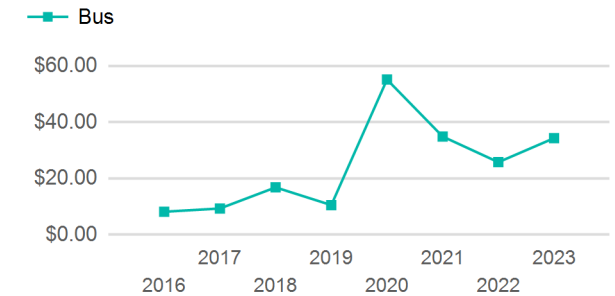
## Assets

Revenue Vehicles 13  
Service Vehicles  
Facilities

## Service Supplied

Annual Vehicle Revenue Miles (VRM) 197,103  
Annual Vehicle Revenue Hours (VRH) 9,356  
Vehicles Operated in Maximum Service (VOMS) 10

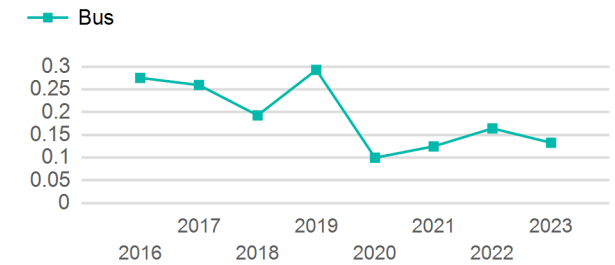
## Operating Expenses per Vehicle Revenue Mile



## Modal Characteristics

Mode	Annual Unlinked Passenger Trips	Directly Operated VOMS	Purchased Transportation VOMS	Annual Vehicle Revenue Miles	Annual Vehicle Revenue Hours
Bus	26,155	0	10	197,103	9,356
<b>Total</b>	<b>26,155</b>	<b>0</b>	<b>10</b>	<b>197,103</b>	<b>9,356</b>

## Unlinked Passenger Trip per Vehicle Revenue Mile



## Metrics

Mode	Service Efficiency		Service Effectiveness		
	OE per VRM	OE per VRH	UPT per VRM	UPT per VRH	OE per UPT
Bus	\$4.55	\$95.92	0.1	2.8	\$34.31
<b>Total</b>	<b>\$4.55</b>	<b>\$95.92</b>	<b>0.1</b>	<b>2.8</b>	<b>\$34.31</b>

2023 Annual Agency Profile - Otsego County (NTD ID 20998)

2023 Funding Breakdown

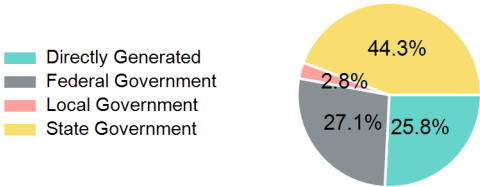
Summary of Operating Expenses (OE)

Sources of Operating Funds Expended

Operating Funding Sources

Mode	Operating Expenses	Fare Revenues
Bus	\$897,456	\$0
Total	\$897,456	\$0

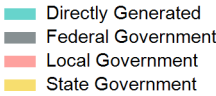
Directly Generated	\$231,375
Federal Government	\$243,137
Local Government	\$25,350
State Government	\$397,594
Total Operating Funds Expended	\$897,456



Capital Funding Sources

Sources of Capital Funds Expended

Directly Generated	\$0
Federal Government	\$0
Local Government	\$0
State Government	\$0
Total Capital Funds Expended	\$0



2023 Asset Management

Transit Asset Management (TAM) Tier	Tier II	TAM Sponsor NTD ID	2R02
Metrics			
Mode	Average Fleet Age in Years		
Bus	5.0		