

2023 Annual Agency Profile - City of Port Jervis (NTD ID 20988)

Mailing Address: 20 HAMMOND ST
PORT JERVIS, NY

Website: portjervisny.gov/dial-a-bus

Service Consumed

Annual Unlinked Trips (UPT) 10,543

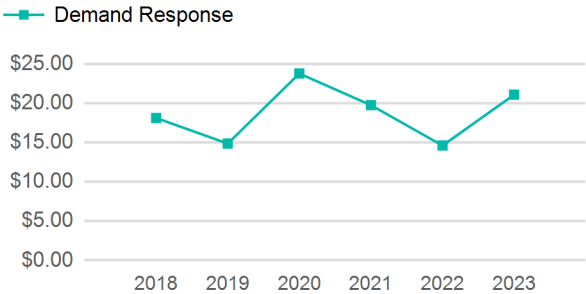
Assets

Revenue Vehicles 2
Service Vehicles
Facilities 1

Service Supplied

Annual Vehicle Revenue Miles (VRM) 29,115
Annual Vehicle Revenue Hours (VRH) 3,016
Vehicles Operated in Maximum Service (VOMS) 2

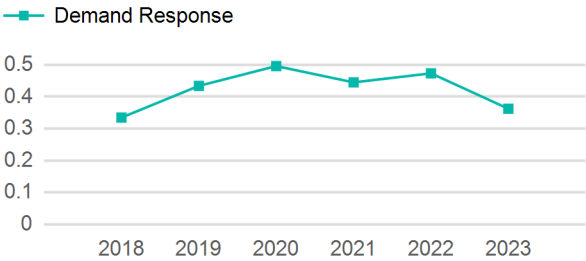
Operating Expenses per Vehicle Revenue Mile



Modal Characteristics

Mode	Annual Unlinked Passenger Trips	Directly Operated VOMS	Purchased Transportation VOMS	Annual Vehicle Revenue Miles	Annual Vehicle Revenue Hours
Demand Response	10,543	2	0	29,115	3,016
Total	10,543	2	0	29,115	3,016

Unlinked Passenger Trip per Vehicle Revenue Mile



Metrics

Mode	OE per VRM	OE per VRH	UPT per VRM	UPT per VRH	OE per UPT
Demand Response	\$7.63	\$73.69	0.4	3.5	\$21.08
Total	\$7.63	\$73.69	0.4	3.5	\$21.08

2023 Annual Agency Profile - City of Port Jervis (NTD ID 20988)

2023 Funding Breakdown

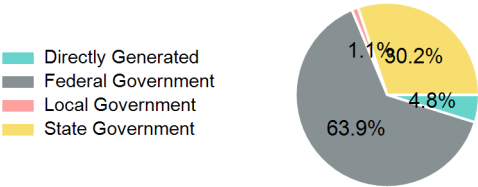
Summary of Operating Expenses (OE)

Sources of Operating Funds Expended

Operating Funding Sources

Mode	Operating Expenses	Fare Revenues
Demand Response	\$222,239	\$0
Total	\$222,239	\$0

Directly Generated	\$10,685
Federal Government	\$141,957
Local Government	\$2,543
State Government	\$67,054
Total Operating Funds Expended	\$222,239



Capital Funding Sources

Sources of Capital Funds Expended

Directly Generated	\$0
Federal Government	\$0
Local Government	\$0
State Government	\$0
Total Capital Funds Expended	\$0



2023 Asset Management

Transit Asset Management (TAM) Tier	Tier II	TAM Sponsor NTD ID	2R02
Metrics			
Mode	Average Fleet Age in Years		
Demand Response	8.0		