

2023 Annual Agency Profile - Cortland County (NTD ID 20958)

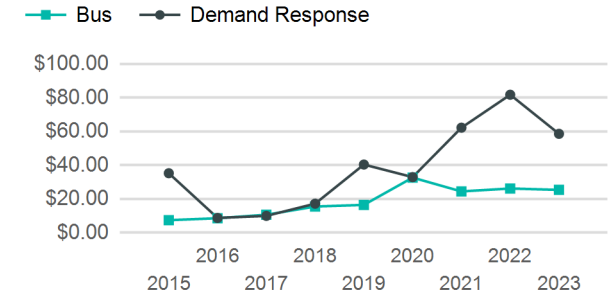
Mailing Address: 60 CENTRAL AVE
CORTLAND, NY

Website: www.cortland-co.org

Service Consumed

Annual Unlinked Trips (UPT) 83,572

Operating Expenses per Vehicle Revenue Mile



Assets

Revenue Vehicles 21
Service Vehicles
Facilities

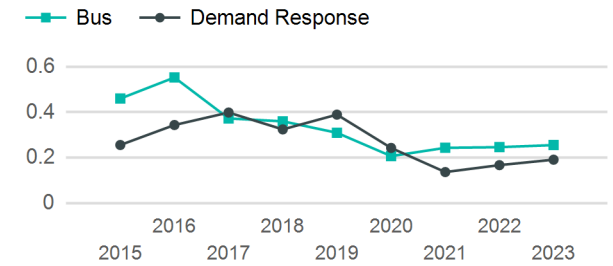
Service Supplied

Annual Vehicle Revenue Miles (VRM) 328,928
Annual Vehicle Revenue Hours (VRH) 18,670
Vehicles Operated in Maximum Service (VOMS) 15

Modal Characteristics

Mode	Annual Unlinked Passenger Trips	Directly Operated VOMS	Purchased Transportation VOMS	Annual Vehicle Revenue Miles	Annual Vehicle Revenue Hours
Bus	82,467	0	13	323,139	18,349
Demand Response	1,105	0	2	5,789	321
Total	83,572	0	15	328,928	18,670

Unlinked Passenger Trip per Vehicle Revenue Mile



Mode	Service Efficiency		Service Effectiveness		
	OE per VRM	OE per VRH	UPT per VRM	UPT per VRH	OE per UPT
Bus	\$6.48	\$114.06	0.3	4.5	\$25.38
Demand Response	\$11.18	\$201.65	0.2	3.4	\$58.58
Total	\$6.56	\$115.57	0.3	4.5	\$25.82

2023 Annual Agency Profile - Cortland County (NTD ID 20958)

2023 Funding Breakdown

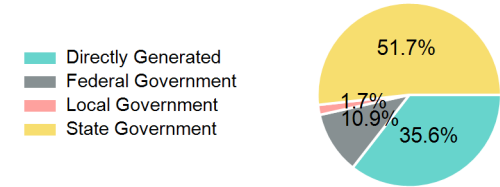
Summary of Operating Expenses (OE)

Mode	Operating Expenses	Fare Revenues
Bus	\$2,092,923	\$0
Demand Response	\$64,730	\$0
Total	\$2,157,653	\$0

Sources of Operating Funds Expended

Directly Generated	\$767,493
Federal Government	\$236,246
Local Government	\$37,701
State Government	\$1,116,213
Total Operating Funds Expended	\$2,157,653

Operating Funding Sources



Capital Funding Sources

Sources of Capital Funds Expended

Directly Generated	\$0
Federal Government	\$0
Local Government	\$0
State Government	\$0
Total Capital Funds Expended	\$0



2023 Asset Management

Transit Asset Management (TAM) Tier: Tier II TAM Sponsor NTD ID: 2R02

Metrics

Mode	Average Fleet Age in Years
Bus	3.4
Demand Response	0.0