

# 2023 Annual Agency Profile - Allegany County (NTD ID 20951)

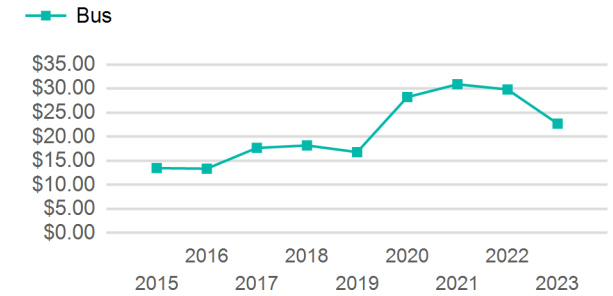
**Mailing Address:** 7 COURT ST  
BELMONT, NY

**Website:** <https://www.accessallegany.com/>

## Service Consumed

Annual Unlinked Trips (UPT) 49,342

## Operating Expenses per Vehicle Revenue Mile



## Assets

Revenue Vehicles 9  
Service Vehicles  
Facilities

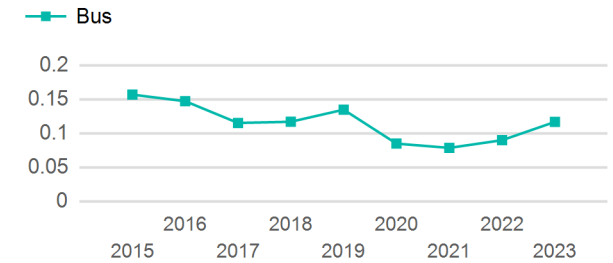
## Service Supplied

Annual Vehicle Revenue Miles (VRM) 422,678  
Annual Vehicle Revenue Hours (VRH) 15,178  
Vehicles Operated in Maximum Service (VOMS) 6

## Modal Characteristics

Mode	Annual Unlinked Passenger Trips	Directly Operated VOMS	Purchased Transportation VOMS	Annual Vehicle Revenue Miles	Annual Vehicle Revenue Hours
Bus	49,342	0	6	422,678	15,178
<b>Total</b>	<b>49,342</b>	<b>0</b>	<b>6</b>	<b>422,678</b>	<b>15,178</b>

## Unlinked Passenger Trip per Vehicle Revenue Mile



## Metrics

Mode	Service Efficiency		Service Effectiveness		
	OE per VRM	OE per VRH	UPT per VRM	UPT per VRH	OE per UPT
Bus	\$2.65	\$73.85	0.1	3.3	\$22.72
<b>Total</b>	<b>\$2.65</b>	<b>\$73.85</b>	<b>0.1</b>	<b>3.3</b>	<b>\$22.72</b>

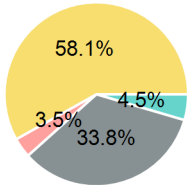
2023 Annual Agency Profile - Allegany County (NTD ID 20951)

2023 Funding Breakdown

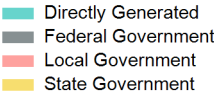
Summary of Operating Expenses (OE)

Sources of Operating Funds Expended

Operating Funding Sources



Capital Funding Sources



Sources of Capital Funds Expended

Directly Generated	\$0
Federal Government	\$0
Local Government	\$0
State Government	\$0

Total Capital Funds Expended \$0

Directly Generated	\$50,785
Federal Government	\$379,272
Local Government	\$39,372
State Government	\$651,453
Total Operating Funds Expended	\$1,120,882

Mode	Operating Expenses	Fare Revenues
Bus	\$1,120,882	\$0
Total	\$1,120,882	\$0

2023 Asset Management

Transit Asset Management (TAM) Tier	Tier II	TAM Sponsor NTD ID	2R02
Metrics			
Mode	Average Fleet Age in Years		
Bus	1.1		