

2023 Annual Agency Profile - Steuben County (NTD ID 20946)

Mailing Address: 3 E PULTENEY SQ  
BATH, NY

Website: <http://ridesteuben.com/>

Service Consumed

Annual Unlinked Trips (UPT) 43,502

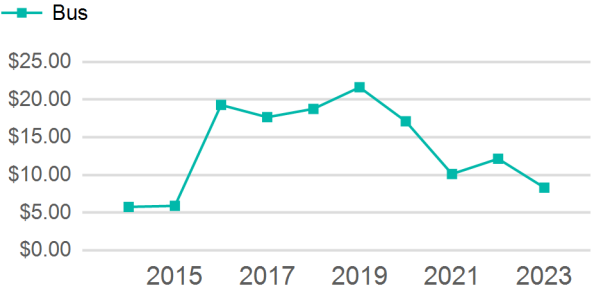
Assets

Revenue Vehicles 4  
Service Vehicles  
Facilities

Service Supplied

Annual Vehicle Revenue Miles (VRM) 152,838  
Annual Vehicle Revenue Hours (VRH) 6,462  
Vehicles Operated in Maximum Service (VOMS) 2

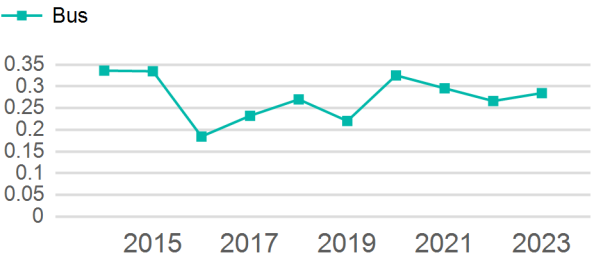
Operating Expenses per Vehicle Revenue Mile



Modal Characteristics

Mode	Annual Unlinked Passenger Trips	Directly Operated VOMS	Purchased Transportation VOMS	Annual Vehicle Revenue Miles	Annual Vehicle Revenue Hours
Bus	43,502	0	2	152,838	6,462
Total	43,502	0	2	152,838	6,462

Unlinked Passenger Trip per Vehicle Revenue Mile



Metrics

Mode	OE per VRM	OE per VRH	UPT per VRM	UPT per VRH	OE per UPT
Bus	\$2.37	\$56.09	0.3	6.7	\$8.33
Total	\$2.37	\$56.09	0.3	6.7	\$8.33

2023 Annual Agency Profile - Steuben County (NTD ID 20946)

2023 Funding Breakdown


Summary of Operating Expenses (OE)

Sources of Operating Funds Expended

Operating Funding Sources

Mode	Operating Expenses	Fare Revenues
Bus	\$362,427	\$0
Total	\$362,427	\$0

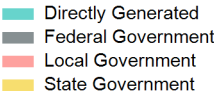
Directly Generated	\$39,103
Federal Government	\$35,300
Local Government	\$15,569
State Government	\$272,455
Total Operating Funds Expended	\$362,427



Capital Funding Sources

Sources of Capital Funds Expended

Directly Generated	\$0
Federal Government	\$0
Local Government	\$0
State Government	\$0
Total Capital Funds Expended	\$0



2023 Asset Management

Transit Asset Management (TAM) Tier	Tier II	TAM Sponsor NTD ID	2R02
Metrics			
Mode	Average Fleet Age in Years		
Bus	6.3		