

2023 Annual Agency Profile - Oswego County (NTD ID 20942)

Mailing Address: 70 BUNNER ST  
OSWEGO, NY

Website: [https://www.oswegocounty.com/departments/human\\_services/offi](https://www.oswegocounty.com/departments/human_services/offi)  
ce\_for\_the\_aging/other\_transportation.php

Service Consumed

Annual Unlinked Trips (UPT) 49,070

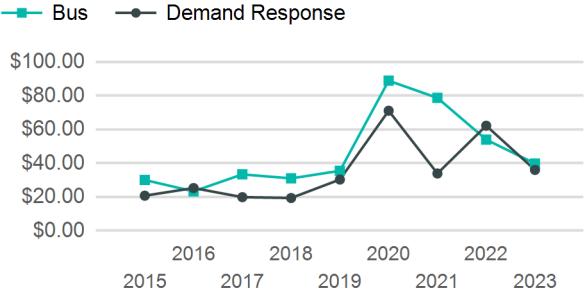
Assets

Revenue Vehicles 12  
Service Vehicles  
Facilities

Service Supplied

Annual Vehicle Revenue Miles (VRM) 464,896  
Annual Vehicle Revenue Hours (VRH) 20,466  
Vehicles Operated in Maximum Service (VOMS) 8

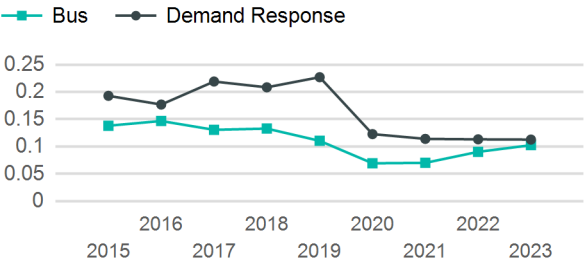
Operating Expenses per Vehicle Revenue Mile



Modal Characteristics

Mode	Annual Unlinked Passenger Trips	Directly Operated VOMS	Purchased Transportation VOMS	Annual Vehicle Revenue Miles	Annual Vehicle Revenue Hours
Bus	33,303	0	6	325,067	15,711
Demand Response	15,767	0	2	139,829	4,755
Total	49,070	0	8	464,896	20,466

Unlinked Passenger Trip per Vehicle Revenue Mile



Metrics

Mode	Service Efficiency		Service Effectiveness		
	OE per VRM	OE per VRH	UPT per VRM	UPT per VRH	OE per UPT
Bus	\$4.08	\$84.34	0.1	2.1	\$39.79
Demand Response	\$4.06	\$119.43	0.1	3.3	\$36.02
Total	\$4.07	\$92.49	0.1	2.4	\$38.58

2023 Annual Agency Profile - Oswego County (NTD ID 20942)

2023 Funding Breakdown


Summary of Operating Expenses (OE)

Sources of Operating Funds Expended

Operating Funding Sources

Mode	Operating Expenses	Fare Revenues
Bus	\$1,325,089	\$0
Demand Response	\$567,894	\$0
Total	\$1,892,983	\$0

Directly Generated	\$392,793
Federal Government	\$0
Local Government	\$71,974
State Government	\$1,428,216
Total Operating Funds Expended	\$1,892,983



Capital Funding Sources

Sources of Capital Funds Expended

Directly Generated	\$0
Federal Government	\$0
Local Government	\$0
State Government	\$0
Total Capital Funds Expended	\$0



2023 Asset Management

Transit Asset Management (TAM) Tier	Tier II	TAM Sponsor NTD ID	2R02
-------------------------------------	---------	--------------------	------

Metrics

Mode	Average Fleet Age in Years
Bus	3.8
Demand Response	0.0