

2023 Annual Agency Profile - Clinton County (NTD ID 20939)

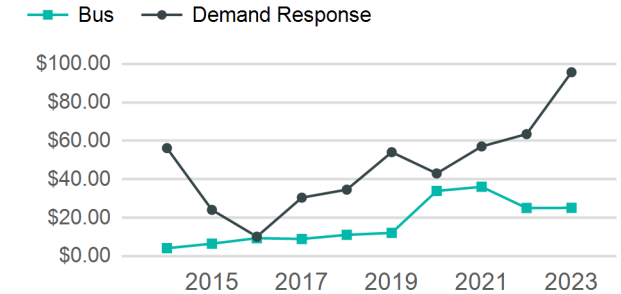
Mailing Address: 137 MARGARET ST
PLATTSBURGH, NY

Website: <https://transit.clintoncountyny.gov/>

Service Consumed

Annual Unlinked Trips (UPT) 62,819

Operating Expenses per Vehicle Revenue Mile



Assets

Revenue Vehicles 15
Service Vehicles
Facilities 1

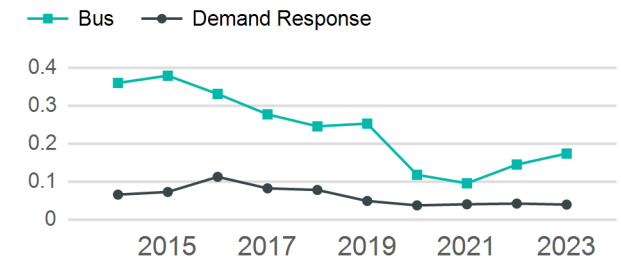
Service Supplied

Annual Vehicle Revenue Miles (VRM) 404,219
Annual Vehicle Revenue Hours (VRH) 18,576
Vehicles Operated in Maximum Service (VOMS) 8

Modal Characteristics

Mode	Annual Unlinked Passenger Trips	Directly Operated VOMS	Purchased Transportation VOMS	Annual Vehicle Revenue Miles	Annual Vehicle Revenue Hours
Bus	60,623	7	0	348,585	15,752
Demand Response	2,196	1	0	55,634	2,824
Total	62,819	8	0	404,219	18,576

Unlinked Passenger Trip per Vehicle Revenue Mile



Metrics

Service Efficiency

Service Effectiveness

Mode	OE per VRM	OE per VRH	UPT per VRM	UPT per VRH	OE per UPT
Bus	\$4.39	\$97.07	0.2	3.8	\$25.22
Demand Response	\$3.78	\$74.39	0.0	0.8	\$95.66
Total	\$4.30	\$93.63	0.2	3.4	\$27.69

2023 Annual Agency Profile - Clinton County (NTD ID 20939)

2023 Funding Breakdown

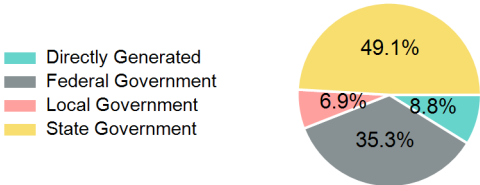
Summary of Operating Expenses (OE)

Sources of Operating Funds Expended

Operating Funding Sources

Mode	Operating Expenses	Fare Revenues
Bus	\$1,529,124	\$0
Demand Response	\$210,076	\$0
Total	\$1,739,200	\$0

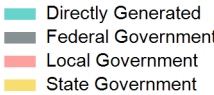
Directly Generated	\$153,051
Federal Government	\$613,206
Local Government	\$119,328
State Government	\$853,615
Total Operating Funds Expended	\$1,739,200



Capital Funding Sources

Sources of Capital Funds Expended

Directly Generated	\$0
Federal Government	\$0
Local Government	\$0
State Government	\$0
Total Capital Funds Expended	\$0



2023 Asset Management

Transit Asset Management (TAM) Tier	Tier II	TAM Sponsor NTD ID	2R02
-------------------------------------	---------	--------------------	------

Metrics

Mode	Average Fleet Age in Years
Bus	5.0
Demand Response	6.3