

2023 Annual Agency Profile - Essex County (NTD ID 20932)

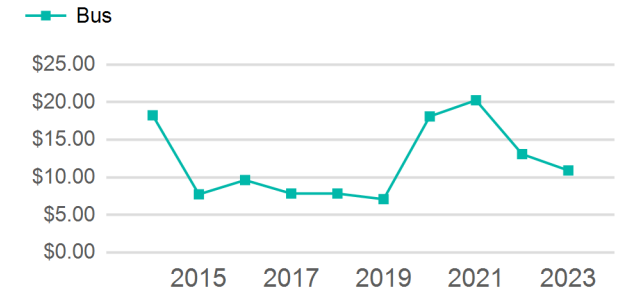
Mailing Address: 7551 COURT ST
ELIZABETHTOWN, NY

Website: <https://essexcountyny.gov/transportation/>

Service Consumed

Annual Unlinked Trips (UPT) 94,608

Operating Expenses per Vehicle Revenue Mile



Assets

Revenue Vehicles 19
Service Vehicles
Facilities 1

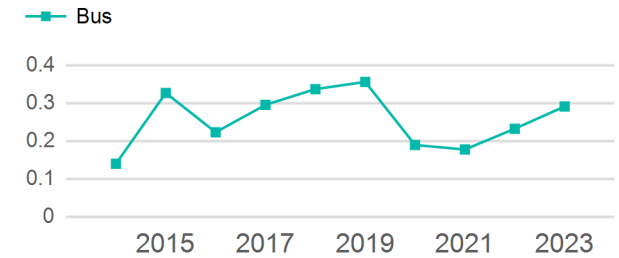
Service Supplied

Annual Vehicle Revenue Miles (VRM) 324,775
Annual Vehicle Revenue Hours (VRH) 15,309
Vehicles Operated in Maximum Service (VOMS) 13

Modal Characteristics

Mode	Annual Unlinked Passenger Trips	Directly Operated VOMS	Purchased Transportation VOMS	Annual Vehicle Revenue Miles	Annual Vehicle Revenue Hours
Bus	94,608	13	0	324,775	15,309
Total	94,608	13	0	324,775	15,309

Unlinked Passenger Trip per Vehicle Revenue Mile



Metrics

Mode	Service Efficiency		Service Effectiveness		
	OE per VRM	OE per VRH	UPT per VRM	UPT per VRH	OE per UPT
Bus	\$3.18	\$67.52	0.3	6.2	\$10.93
Total	\$3.18	\$67.52	0.3	6.2	\$10.93

2023 Annual Agency Profile - Essex County (NTD ID 20932)

2023 Funding Breakdown

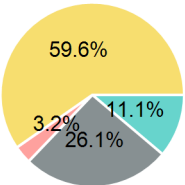
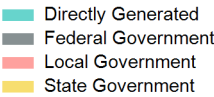
Summary of Operating Expenses (OE)

Sources of Operating Funds Expended

Operating Funding Sources

Mode	Operating Expenses	Fare Revenues
Bus	\$1,033,596	\$0
Total	\$1,033,596	\$0

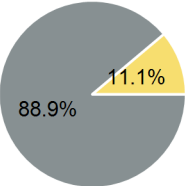
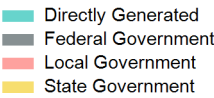
Directly Generated	\$114,900
Federal Government	\$269,676
Local Government	\$32,630
State Government	\$616,390
Total Operating Funds Expended	\$1,033,596



Capital Funding Sources

Sources of Capital Funds Expended

Directly Generated	\$0
Federal Government	\$318,187
Local Government	\$0
State Government	\$39,774
Total Capital Funds Expended	\$357,961



2023 Asset Management

Transit Asset Management (TAM) Tier	Tier II	TAM Sponsor NTD ID	2R02
Metrics			
Mode			Average Fleet Age in Years
Bus			6.6