

2023 Annual Agency Profile - Broadway Bus Corporation (NTD ID 20220)

Mailing Address: 1329 Kennedy Blvd.
Bayonne, NJ

Website:

Geographic Coverage

Primary Urbanized/Rural Area New York--Jersey City--Newark, NY--NJ
Service Area Population 100,344
Service Area Sq. Miles 7
Other Areas Served:

Service Consumed

Annual Unlinked Trips (UPT) 464,454

Assets

Revenue Vehicles 8
Service Vehicles
Facilities 1

Service Supplied

Annual Vehicle Revenue Miles (VRM) 91,563
Annual Vehicle Revenue Hours (VRH) 13,083
Vehicles Operated in Maximum Service (VOMS) 8

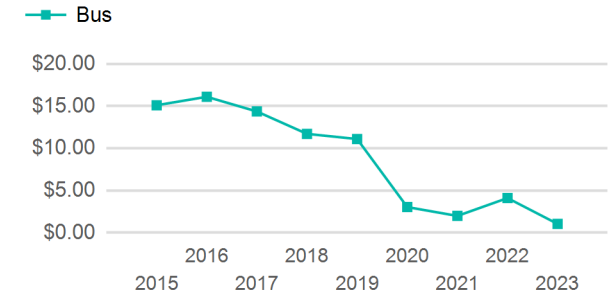
Modal Characteristics

Mode	Annual Unlinked Passenger Trips	Directly Operated VOMS	Purchased Transportation VOMS	Annual Vehicle Revenue Miles	Annual Vehicle Revenue Hours
Bus	464,454	8	0	91,563	13,083
Total	464,454	8	0	91,563	13,083

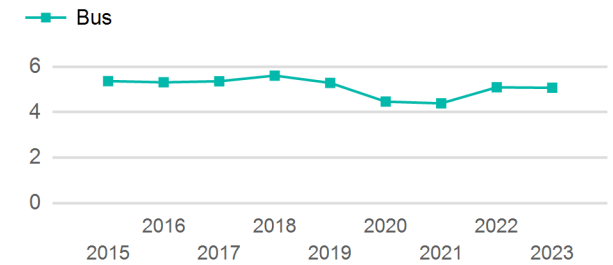
Metrics

Mode	Service Efficiency		Service Effectiveness		
	OE per VRM	OE per VRH	UPT per VRM	UPT per VRH	OE per UPT
Bus	\$1.04	\$7.30	5.1	35.5	\$0.21
Total	\$1.04	\$7.30	5.1	35.5	\$0.21

Operating Expenses per Vehicle Revenue Mile



Unlinked Passenger Trip per Vehicle Revenue Mile



2023 Annual Agency Profile - Broadway Bus Corporation (NTD ID 20220)

2023 Funding Breakdown

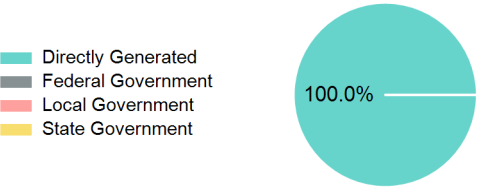
Summary of Operating Expenses (OE)

Sources of Operating Funds Expended

Operating Funding Sources

Mode	Operating Expenses	Fare Revenues
Bus	\$95,444	\$0
Total	\$95,444	\$0

Directly Generated	\$95,444
Federal Government	\$0
Local Government	\$0
State Government	\$0
Total Operating Funds Expended	\$95,444



Capital Funding Sources

Sources of Capital Funds Expended

Directly Generated	\$0
Federal Government	\$0
Local Government	\$0
State Government	\$0
Total Capital Funds Expended	\$0



2023 Asset Management

Transit Asset Management (TAM) Tier Tier II

TAM Sponsor NTD ID

Metrics

Mode	Average Fleet Age in Years
Bus	10.0