

2023 Annual Agency Profile - Orange County (NTD ID 20216)

Mailing Address: 255 MAIN ST
Goshen, NY

Website: <https://www.ridetransitorange.com/>

Geographic Coverage

Primary Urbanized/Rural Area Poughkeepsie--Newburgh, NY
Service Area Population 166,160
Service Area Sq. Miles 62
Other Areas Served:
 New York Non-UZA, Middletown, NY, Kiryas Joel, NY

Assets

Revenue Vehicles 24
Service Vehicles
Facilities

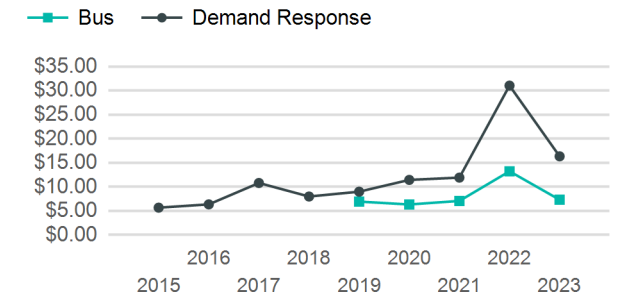
Service Consumed

Annual Unlinked Trips (UPT) 57,808

Service Supplied

Annual Vehicle Revenue Miles (VRM) 186,043
Annual Vehicle Revenue Hours (VRH) 17,201
Vehicles Operated in Maximum Service (VOMS) 12

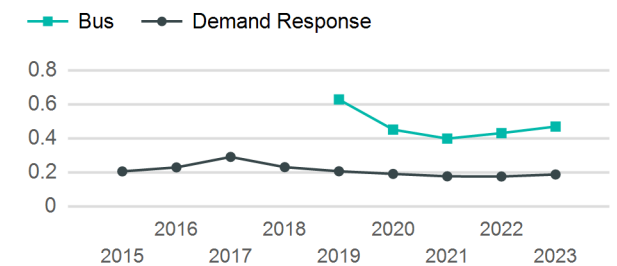
Operating Expenses per Vehicle Revenue Mile



Modal Characteristics

Mode	Annual Unlinked Passenger Trips	Directly Operated VOMS	Purchased Transportation VOMS	Annual Vehicle Revenue Miles	Annual Vehicle Revenue Hours
Bus	38,265	0	3	81,600	6,361
Demand Response	19,543	0	9	104,443	10,840
Total	57,808	0	12	186,043	17,201

Unlinked Passenger Trip per Vehicle Revenue Mile



Metrics

Mode	Service Efficiency		Service Effectiveness		
	OE per VRM	OE per VRH	UPT per VRM	UPT per VRH	OE per UPT
Bus	\$7.32	\$93.88	0.5	6.0	\$14.30
Demand Response	\$16.34	\$157.45	0.2	1.8	\$87.33
Total	\$12.38	\$133.94	0.3	3.4	\$39.86

2023 Annual Agency Profile - Orange County (NTD ID 20216)

2023 Funding Breakdown

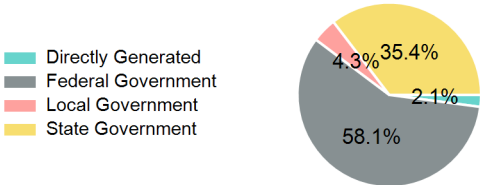
Summary of Operating Expenses (OE)

Sources of Operating Funds Expended

Operating Funding Sources

Mode	Operating Expenses	Fare Revenues
Bus	\$597,172	\$0
Demand Response	\$1,706,775	\$0
Total	\$2,303,947	\$0

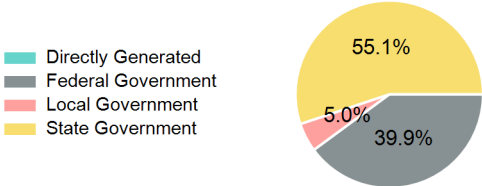
Directly Generated	\$47,927
Federal Government	\$1,339,559
Local Government	\$100,098
State Government	\$816,363
Total Operating Funds Expended	\$2,303,947



Capital Funding Sources

Sources of Capital Funds Expended

Directly Generated	\$0
Federal Government	\$809,787
Local Government	\$101,223
State Government	\$1,119,097
Total Capital Funds Expended	\$2,030,107



2023 Asset Management

Transit Asset Management (TAM) Tier	Tier II	TAM Sponsor NTD ID	A0023
-------------------------------------	---------	--------------------	-------

Metrics

Mode	Average Fleet Age in Years
Bus	7.2
Demand Response	3.8