

# 2023 Annual Agency Profile - City of Watertown NY (NTD ID 20215)

**Mailing Address:** 245 WASHINGTON ST  
WATERTOWN, NY

**Website:** <https://www.watertown-ny.gov/directory/citibus>

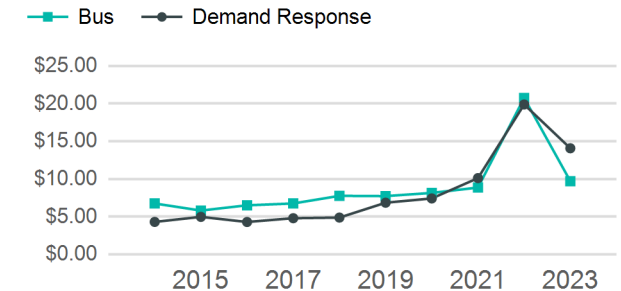
## Geographic Coverage

Primary Urbanized/Rural Area	Watertown, NY
Service Area Population	25,290
Service Area Sq. Miles	17
Other Areas Served:	

## Service Consumed

Annual Unlinked Trips (UPT) 85,055

## Operating Expenses per Vehicle Revenue Mile



## Assets

Revenue Vehicles	10
Service Vehicles	2
Facilities	4

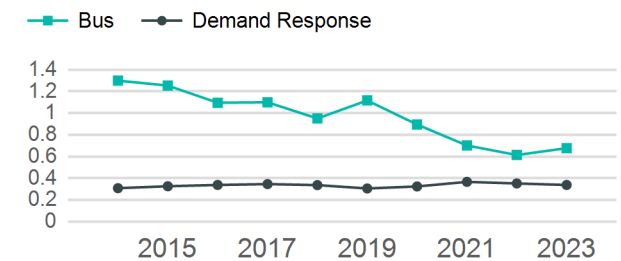
## Service Supplied

Annual Vehicle Revenue Miles (VRM)	136,560
Annual Vehicle Revenue Hours (VRH)	11,816
Vehicles Operated in Maximum Service (VOMS)	8

## Modal Characteristics

Mode	Annual Unlinked Passenger Trips	Directly Operated VOMS	Purchased Transportation VOMS	Annual Vehicle Revenue Miles	Annual Vehicle Revenue Hours
Bus	77,741	5	0	114,886	9,738
Demand Response	7,314	0	3	21,674	2,078
<b>Total</b>	<b>85,055</b>	<b>5</b>	<b>3</b>	<b>136,560</b>	<b>11,816</b>

## Unlinked Passenger Trip per Vehicle Revenue Mile



## Metrics

Mode	Service Efficiency		Service Effectiveness		
	OE per VRM	OE per VRH	UPT per VRM	UPT per VRH	OE per UPT
Bus	\$9.72	\$114.65	0.7	8.0	\$14.36
Demand Response	\$14.08	\$146.82	0.3	3.5	\$41.71
<b>Total</b>	<b>\$10.41</b>	<b>\$120.31</b>	<b>0.6</b>	<b>7.2</b>	<b>\$16.71</b>

2023 Annual Agency Profile - City of Watertown NY (NTD ID 20215)

2023 Funding Breakdown

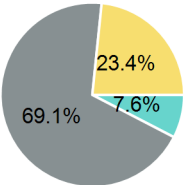
Summary of Operating Expenses (OE)

Sources of Operating Funds Expended

Operating Funding Sources

Mode	Operating Expenses	Fare Revenues
Bus	\$1,116,495	\$0
Demand Response	\$305,097	\$0
Total	\$1,421,592	\$0

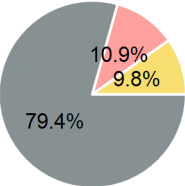
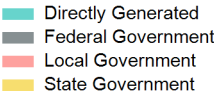
Directly Generated	\$107,524
Federal Government	\$981,904
Local Government	\$0
State Government	\$332,164
Total Operating Funds Expended	\$1,421,592



Capital Funding Sources

Sources of Capital Funds Expended

Directly Generated	\$0
Federal Government	\$795,826
Local Government	\$108,822
State Government	\$98,096
Total Capital Funds Expended	\$1,002,744



2023 Asset Management

Transit Asset Management (TAM) Tier	Tier II	TAM Sponsor NTD ID	2R02
-------------------------------------	---------	--------------------	------

Metrics

Mode	Average Fleet Age in Years
Bus	3.0
Demand Response	3.8