

2023 Annual Agency Profile - Gloucester County (NTD ID 20195)

Mailing Address: 115 Budd Blvd
West Deptford, NJ

Website: <http://www.co.gloucester.nj.us/depts/h/hserv/transportation/default.t.asp>

Geographic Coverage

Primary Urbanized/Rural Area Philadelphia, PA--NJ--DE--MD
Service Area Population 302,294
Service Area Sq. Miles 322
Other Areas Served: New Jersey Non-UZA

Assets

Revenue Vehicles 28
Service Vehicles
Facilities

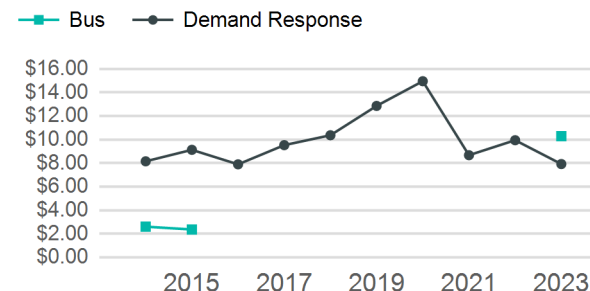
Service Consumed

Annual Unlinked Trips (UPT) 27,256

Service Supplied

Annual Vehicle Revenue Miles (VRM) 206,170
Annual Vehicle Revenue Hours (VRH) 18,768
Vehicles Operated in Maximum Service (VOMS) 18

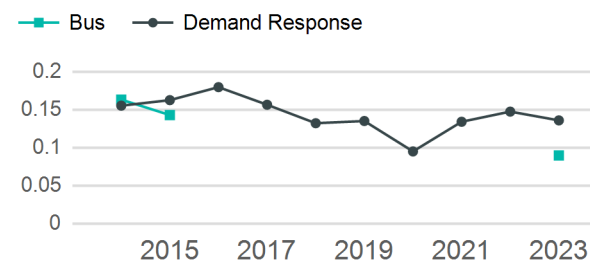
Operating Expenses per Vehicle Revenue Mile



Modal Characteristics

Mode	Annual Unlinked Passenger Trips	Directly Operated VOMS	Purchased Transportation VOMS	Annual Vehicle Revenue Miles	Annual Vehicle Revenue Hours
Bus	1,483	0	3	16,532	2,535
Demand Response	25,773	0	15	189,638	16,233
Total	27,256	0	18	206,170	18,768

Unlinked Passenger Trip per Vehicle Revenue Mile



Metrics

Service Efficiency

Service Effectiveness

Mode	OE per VRM	OE per VRH	UPT per VRM	UPT per VRH	OE per UPT
Bus	\$10.28	\$67.06	0.1	0.6	\$114.63
Demand Response	\$7.93	\$92.60	0.1	1.6	\$58.32
Total	\$8.12	\$89.15	0.1	1.5	\$61.38

2023 Annual Agency Profile - Gloucester County (NTD ID 20195)

2023 Funding Breakdown

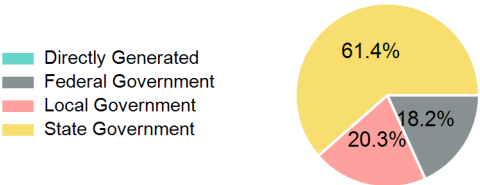
Summary of Operating Expenses (OE)

Sources of Operating Funds Expended

Operating Funding Sources

Mode	Operating Expenses	Fare Revenues
Bus	\$170,000	\$0
Demand Response	\$1,503,105	\$0
Total	\$1,673,105	\$0

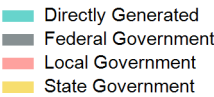
Directly Generated	\$0
Federal Government	\$304,719
Local Government	\$340,377
State Government	\$1,028,009
Total Operating Funds Expended	\$1,673,105



Capital Funding Sources

Sources of Capital Funds Expended

Directly Generated	\$0
Federal Government	\$0
Local Government	\$0
State Government	\$0
Total Capital Funds Expended	\$0



2023 Asset Management

Transit Asset Management (TAM) Tier	Tier II	TAM Sponsor NTD ID	2R01
-------------------------------------	---------	--------------------	------

Metrics

Mode	Average Fleet Age in Years
Bus	6.0
Demand Response	5.1