

2023 Annual Agency Profile - Newburgh Beacon Bus Corporation (NTD ID 20148)

Mailing Address: 200 Leprechaun Lane
NEW WINDSOR, NY

Website: <http://www.leprechaunlines.com/>

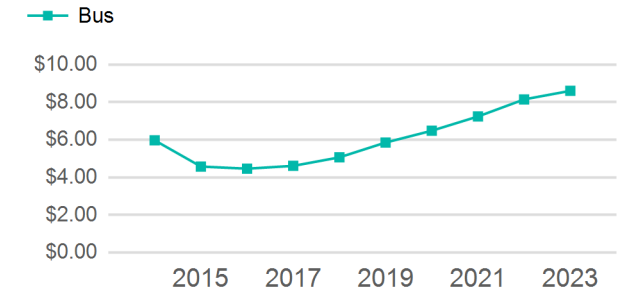
Geographic Coverage

Primary Urbanized/Rural Area Poughkeepsie--Newburgh, NY
Service Area Population 249,175
Service Area Sq. Miles 132
Other Areas Served:

Service Consumed

Annual Unlinked Trips (UPT) 194,362

Operating Expenses per Vehicle Revenue Mile



Assets

Revenue Vehicles 10
Service Vehicles 1
Facilities 1

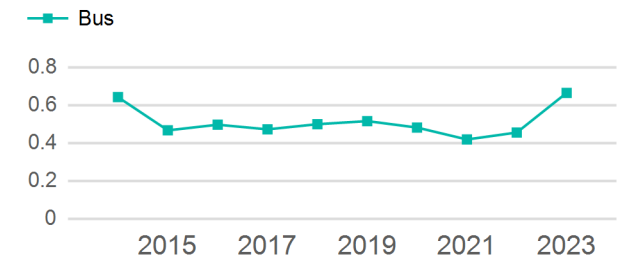
Service Supplied

Annual Vehicle Revenue Miles (VRM) 292,304
Annual Vehicle Revenue Hours (VRH) 21,186
Vehicles Operated in Maximum Service (VOMS) 7

Modal Characteristics

Mode	Annual Unlinked Passenger Trips	Directly Operated VOMS	Purchased Transportation VOMS	Annual Vehicle Revenue Miles	Annual Vehicle Revenue Hours
Bus	194,362	7	0	292,304	21,186
Total	194,362	7	0	292,304	21,186

Unlinked Passenger Trip per Vehicle Revenue Mile



Metrics	Service Efficiency		Service Effectiveness		
	OE per VRM	OE per VRH	UPT per VRM	UPT per VRH	OE per UPT
Bus	\$8.60	\$118.68	0.7	9.2	\$12.94
Total	\$8.60	\$118.68	0.7	9.2	\$12.94

2023 Annual Agency Profile - Newburgh Beacon Bus Corporation (NTD ID 20148)

2023 Funding Breakdown

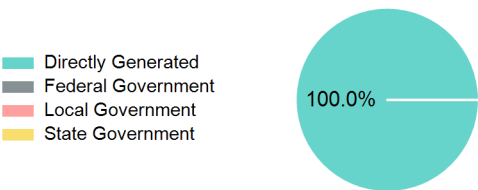
Summary of Operating Expenses (OE)

Sources of Operating Funds Expended

Operating Funding Sources

Mode	Operating Expenses	Fare Revenues
Bus	\$2,514,454	\$0
Total	\$2,514,454	\$0

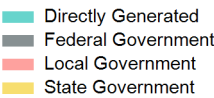
Directly Generated	\$2,574,451
Federal Government	\$0
Local Government	\$0
State Government	\$0
Total Operating Funds Expended	\$2,574,451



Capital Funding Sources

Sources of Capital Funds Expended

Directly Generated	\$0
Federal Government	\$0
Local Government	\$0
State Government	\$0
Total Capital Funds Expended	\$0



2023 Asset Management

Transit Asset Management (TAM) Tier	Tier II	TAM Sponsor NTD ID	A0023
Metrics			
Mode	Average Fleet Age in Years		
Bus	10.2		