

2023 Annual Agency Profile - Town of Newburgh (NTD ID 20143)

Mailing Address: 311 Route 32
Newburgh, NY

<http://www.townofnewburgh.org/Cit-e-Access/webpage.cfm?TID=40&TPID=4942>
Website: TID=40&TPID=4942

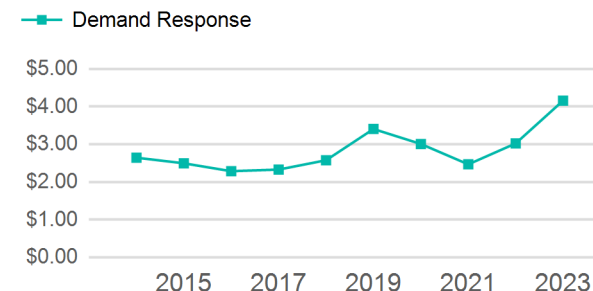
Geographic Coverage

Primary Urbanized/Rural Area Poughkeepsie--Newburgh, NY
Service Area Population 31,985
Service Area Sq. Miles 47
Other Areas Served:

Service Consumed

Annual Unlinked Trips (UPT) 4,908

Operating Expenses per Vehicle Revenue Mile



Assets

Revenue Vehicles 3
Service Vehicles
Facilities

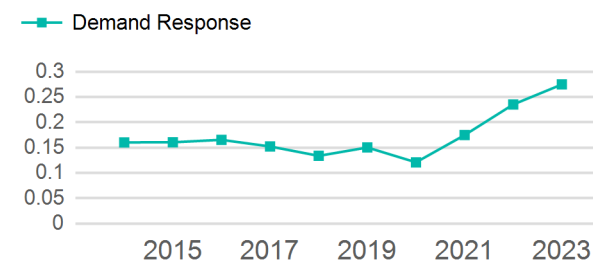
Service Supplied

Annual Vehicle Revenue Miles (VRM) 17,857
Annual Vehicle Revenue Hours (VRH) 1,763
Vehicles Operated in Maximum Service (VOMS) 3

Modal Characteristics

Mode	Annual Unlinked Passenger Trips	Directly Operated VOMS	Purchased Transportation VOMS	Annual Vehicle Revenue Miles	Annual Vehicle Revenue Hours
Demand Response	4,908	3	0	17,857	1,763
Total	4,908	3	0	17,857	1,763

Unlinked Passenger Trip per Vehicle Revenue Mile



Metrics

Mode	Service Efficiency		Service Effectiveness		
	OE per VRM	OE per VRH	UPT per VRM	UPT per VRH	OE per UPT
Demand Response	\$4.16	\$42.12	0.3	2.8	\$15.13
Total	\$4.16	\$42.12	0.3	2.8	\$15.13

2023 Annual Agency Profile - Town of Newburgh (NTD ID 20143)

2023 Funding Breakdown

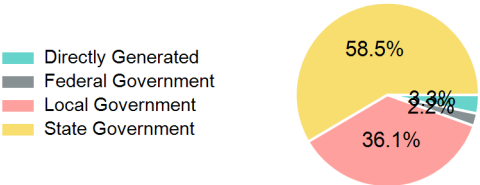
Summary of Operating Expenses (OE)

Sources of Operating Funds Expended

Operating Funding Sources

Mode	Operating Expenses	Fare Revenues
Demand Response	\$74,258	\$0
Total	\$74,258	\$0

Directly Generated	\$2,424
Federal Government	\$1,631
Local Government	\$26,790
State Government	\$43,413
Total Operating Funds Expended	\$74,258



Capital Funding Sources

Sources of Capital Funds Expended

Directly Generated	\$0
Federal Government	\$0
Local Government	\$0
State Government	\$0
Total Capital Funds Expended	\$0



2023 Asset Management

Transit Asset Management (TAM) Tier	Tier II	TAM Sponsor NTD ID	A0023
Metrics			
Mode	Average Fleet Age in Years		
Demand Response	6.7		