

2023 Annual Agency Profile - Aroostook Band of Micmacs (NTD ID 11146)

Mailing Address: 7 NORTHERN RD
PRESQUE ISLE, ME

Website: <http://www.micmac-nsn.gov/>

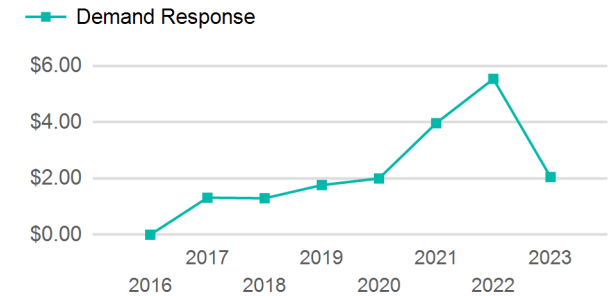
Geographic Coverage

Primary Urbanized/Rural Area Maine Non-UZA
Other Areas Served:

Service Consumed

Annual Unlinked Trips (UPT) 2,251

Operating Expenses per Vehicle Revenue Mile



Assets

Revenue Vehicles 7
Service Vehicles
Facilities 2

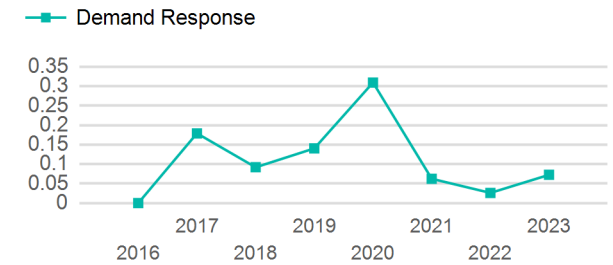
Service Supplied

Annual Vehicle Revenue Miles (VRM) 31,073
Annual Vehicle Revenue Hours (VRH) 1,606
Vehicles Operated in Maximum Service (VOMS) 2

Modal Characteristics

Mode	Annual Unlinked Passenger Trips	Directly Operated VOMS	Purchased Transportation VOMS	Annual Vehicle Revenue Miles	Annual Vehicle Revenue Hours
Demand Response	2,251	2	0	31,073	1,606
Total	2,251	2	0	31,073	1,606

Unlinked Passenger Trip per Vehicle Revenue Mile



Metrics

Mode	Service Efficiency		Service Effectiveness		
	OE per VRM	OE per VRH	UPT per VRM	UPT per VRH	OE per UPT
Demand Response	\$2.05	\$39.62	0.1	1.4	\$28.27
Total	\$2.05	\$39.62	0.1	1.4	\$28.27

2023 Annual Agency Profile - Aroostook Band of Micmacs (NTD ID 11146)

2023 Funding Breakdown

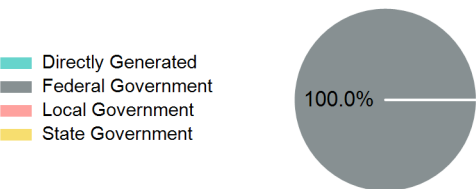
Summary of Operating Expenses (OE)

Sources of Operating Funds Expended

Operating Funding Sources

Mode	Operating Expenses	Fare Revenues
Demand Response	\$63,629	\$0
Total	\$63,629	\$0

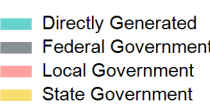
Directly Generated	\$0
Federal Government	\$63,629
Local Government	\$0
State Government	\$0
Total Operating Funds Expended	\$63,629



Capital Funding Sources

Sources of Capital Funds Expended

Directly Generated	\$0
Federal Government	\$0
Local Government	\$0
State Government	\$0
Total Capital Funds Expended	\$0



2023 Asset Management

Transit Asset Management (TAM) Tier Tier II

TAM Sponsor NTD ID

Metrics

Mode	Average Fleet Age in Years
Demand Response	8.6