

2023 Annual Agency Profile - Houlton Band of Maliseet Indians (NTD ID 11140)

Mailing Address: 88 BELL RD # 1
LITTLETON, ME

Website: <http://www.maliseets.com/>

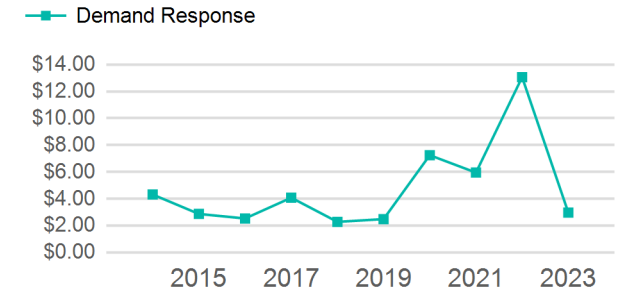
Geographic Coverage

Primary Urbanized/Rural Area Maine Non-UZA
Other Areas Served:

Service Consumed

Annual Unlinked Trips (UPT) 1,024

Operating Expenses per Vehicle Revenue Mile



Assets

Revenue Vehicles 11
Service Vehicles 3
Facilities 1

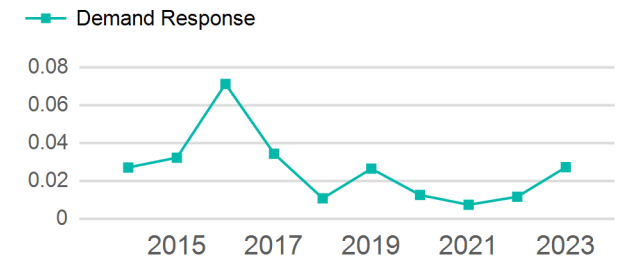
Service Supplied

Annual Vehicle Revenue Miles (VRM) 37,644
Annual Vehicle Revenue Hours (VRH) 841
Vehicles Operated in Maximum Service (VOMS) 11

Modal Characteristics

Mode	Annual Unlinked Passenger Trips	Directly Operated VOMS	Purchased Transportation VOMS	Annual Vehicle Revenue Miles	Annual Vehicle Revenue Hours
Demand Response	1,024	11	0	37,644	841
Total	1,024	11	0	37,644	841

Unlinked Passenger Trip per Vehicle Revenue Mile



Metrics

Service Efficiency

Service Effectiveness

Mode	OE per VRM	OE per VRH	UPT per VRM	UPT per VRH	OE per UPT
Demand Response	\$2.98	\$133.35	0.0	1.2	\$109.52
Total	\$2.98	\$133.35	0.0	1.2	\$109.52

2023 Annual Agency Profile - Houlton Band of Maliseet Indians (NTD ID 11140)

2023 Funding Breakdown

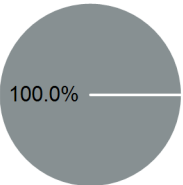
Summary of Operating Expenses (OE)

Sources of Operating Funds Expended

Operating Funding Sources

Mode	Operating Expenses	Fare Revenues
Demand Response	\$112,144	\$0
Total	\$112,144	\$0

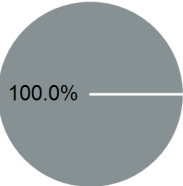
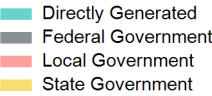
Directly Generated	\$0
Federal Government	\$112,144
Local Government	\$0
State Government	\$0
Total Operating Funds Expended	\$112,144



Capital Funding Sources

Sources of Capital Funds Expended

Directly Generated	\$0
Federal Government	\$142,298
Local Government	\$0
State Government	\$0
Total Capital Funds Expended	\$142,298



2023 Asset Management

Transit Asset Management (TAM) Tier Tier II

TAM Sponsor NTD ID

Metrics

Mode	Average Fleet Age in Years
Demand Response	4.9