

2023 Annual Agency Profile - Isle au Haut Boat Services (NTD ID 10167)

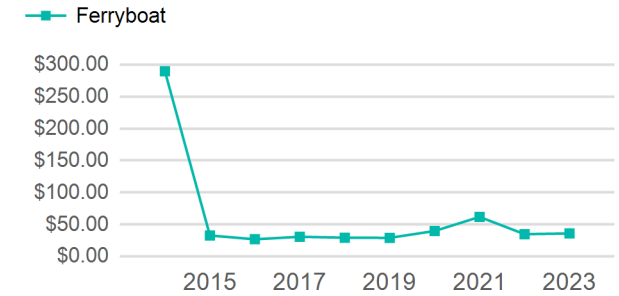
Mailing Address: SEABREEZE AVE
STONINGTON, ME

Website: <http://www.isleauhaut.com>

Service Consumed

Annual Unlinked Trips (UPT) 23,720

Operating Expenses per Vehicle Revenue Mile



Assets

Revenue Vehicles 2
Service Vehicles
Facilities 3

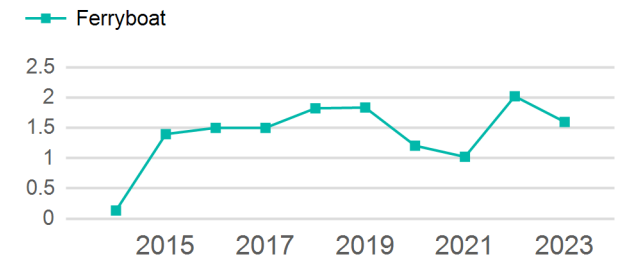
Service Supplied

Annual Vehicle Revenue Miles (VRM) 14,840
Annual Vehicle Revenue Hours (VRH) 1,594
Vehicles Operated in Maximum Service (VOMS) 2

Modal Characteristics

Mode	Annual Unlinked Passenger Trips	Directly Operated VOMS	Purchased Transportation VOMS	Annual Vehicle Revenue Miles	Annual Vehicle Revenue Hours
Ferryboat	23,720	2	0	14,840	1,594
Total	23,720	2	0	14,840	1,594

Unlinked Passenger Trip per Vehicle Revenue Mile



Metrics

Mode	Service Efficiency		Service Effectiveness		
	OE per VRM	OE per VRH	UPT per VRM	UPT per VRH	OE per UPT
Ferryboat	\$57.81	\$538.20	1.6	14.9	\$36.17
Total	\$57.81	\$538.20	1.6	14.9	\$36.17

2023 Annual Agency Profile - Isle au Haut Boat Services (NTD ID 10167)

2023 Funding Breakdown

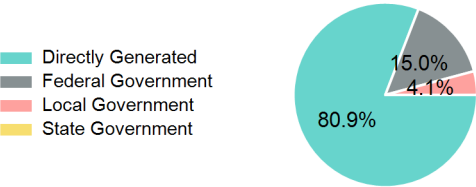
Summary of Operating Expenses (OE)

Sources of Operating Funds Expended

Operating Funding Sources

Mode	Operating Expenses	Fare Revenues
Ferryboat	\$857,896	\$0
Total	\$857,896	\$0

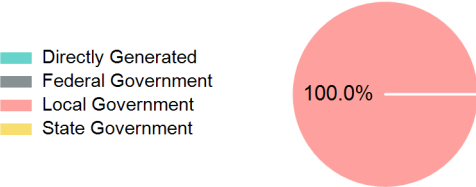
Directly Generated	\$694,120
Federal Government	\$128,327
Local Government	\$35,449
State Government	\$0
Total Operating Funds Expended	\$857,896



Capital Funding Sources

Sources of Capital Funds Expended

Directly Generated	\$0
Federal Government	\$0
Local Government	\$14,551
State Government	\$0
Total Capital Funds Expended	\$14,551



2023 Asset Management

Transit Asset Management (TAM) Tier	Tier II	TAM Sponsor NTD ID	1R03
Metrics			

Mode	Average Fleet Age in Years
Ferryboat	24.0