

2023 Annual Agency Profile - Aroostook Regional Transportation Systems, Inc. (NTD ID 10142)

Mailing Address: 24 HOULTON ROAD
PRESQUE ISLE, ME

Website: <https://aroostooktransportation.org>

Service Consumed

Annual Unlinked Trips (UPT) 46,375

Service Supplied

Annual Vehicle Revenue Miles (VRM) 478,729

Annual Vehicle Revenue Hours (VRH) 20,603

Vehicles Operated in Maximum Service (VOMS) 22

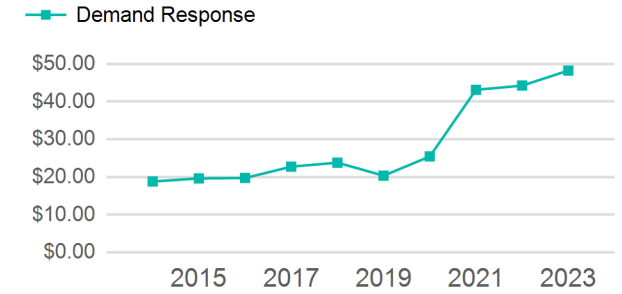
Assets

Revenue Vehicles 20

Service Vehicles

Facilities

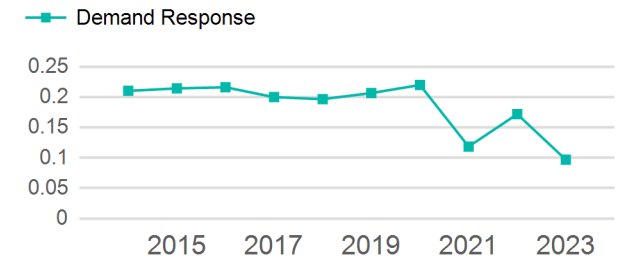
Operating Expenses per Vehicle Revenue Mile



Modal Characteristics

Mode	Annual Unlinked Passenger Trips	Directly Operated VOMS	Purchased Transportation VOMS	Annual Vehicle Revenue Miles	Annual Vehicle Revenue Hours
Demand Response	46,375	22	0	478,729	20,603
Total	46,375	22	0	478,729	20,603

Unlinked Passenger Trip per Vehicle Revenue Mile



Metrics

Mode	Service Efficiency		Service Effectiveness		
	OE per VRM	OE per VRH	UPT per VRM	UPT per VRH	OE per UPT
Demand Response	\$4.67	\$108.55	0.1	2.3	\$48.23
Total	\$4.67	\$108.55	0.1	2.3	\$48.23

2023 Annual Agency Profile - Aroostook Regional Transportation Systems, Inc. (NTD ID 10142)

2023 Funding Breakdown

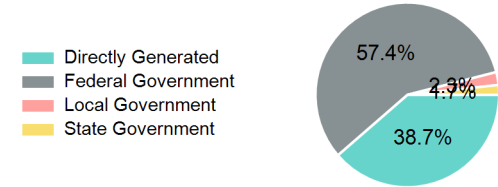
Summary of Operating Expenses (OE)

Mode	Operating Expenses	Fare Revenues
Demand Response	\$2,236,484	\$0
Total	\$2,236,484	\$0

Sources of Operating Funds Expended

Directly Generated	\$864,554
Federal Government	\$1,283,144
Local Government	\$50,484
State Government	\$38,302
Total Operating Funds Expended	\$2,236,484

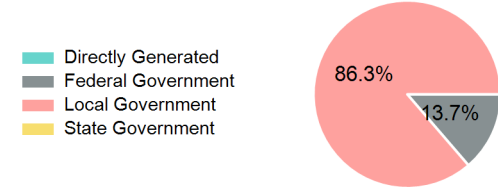
Operating Funding Sources



Sources of Capital Funds Expended

Directly Generated	\$0
Federal Government	\$35,329
Local Government	\$223,000
State Government	\$0
Total Capital Funds Expended	\$258,329

Capital Funding Sources



2023 Asset Management

Transit Asset Management (TAM) Tier	Tier II	TAM Sponsor NTD ID	1R03
--	---------	---------------------------	------

Metrics

Mode	Average Fleet Age in Years
Demand Response	8.0