

2023 Annual Agency Profile - Estuary Transit District (NTD ID 10140)

Mailing Address: 91 N MAIN ST
MIDDLETOWN, CT

Website: <http://www.rivervalleytransit.com>

Geographic Coverage

Primary Urbanized/Rural Area Hartford, CT
Service Area Population 164,245
Service Area Sq. Miles 439
Other Areas Served:
 Connecticut Non-UZA, Norwich--New London, CT, New Haven, CT

Assets

Revenue Vehicles 58
Service Vehicles 10
Facilities 3

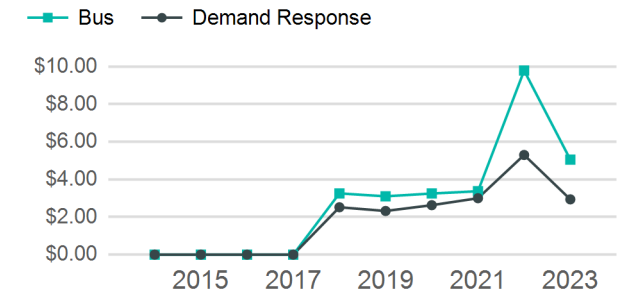
Service Consumed

Annual Unlinked Trips (UPT) 414,649

Service Supplied

Annual Vehicle Revenue Miles (VRM) 1,444,818
Annual Vehicle Revenue Hours (VRH) 75,683
Vehicles Operated in Maximum Service (VOMS) 26

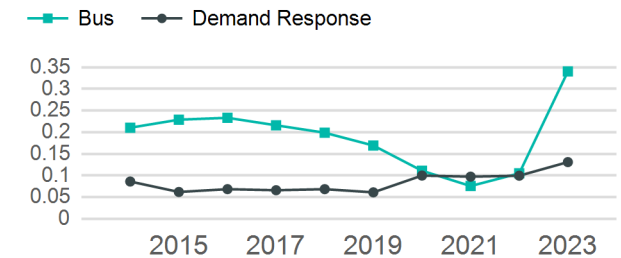
Operating Expenses per Vehicle Revenue Mile



Modal Characteristics

Mode	Annual Unlinked Passenger Trips	Directly Operated VOMS	Purchased Transportation VOMS	Annual Vehicle Revenue Miles	Annual Vehicle Revenue Hours
Bus	366,400	15	0	1,076,294	54,418
Demand Response	48,248	11	0	368,524	21,265
Total	414,648	26	0	1,444,818	75,683

Unlinked Passenger Trip per Vehicle Revenue Mile



Metrics

Mode	Service Efficiency		Service Effectiveness		
	OE per VRM	OE per VRH	UPT per VRM	UPT per VRH	OE per UPT
Bus	\$5.05	\$99.97	0.3	6.7	\$14.85
Demand Response	\$2.94	\$50.92	0.1	2.3	\$22.44
Total	\$4.51	\$86.18	0.3	5.5	\$15.73

2023 Annual Agency Profile - Estuary Transit District (NTD ID 10140)

2023 Funding Breakdown

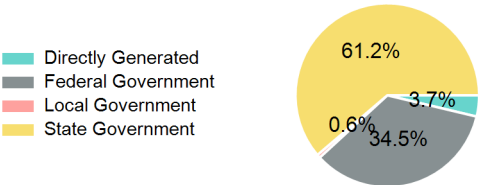
Summary of Operating Expenses (OE)

Sources of Operating Funds Expended

Operating Funding Sources

Mode	Operating Expenses	Fare Revenues
Bus	\$5,439,897	\$0
Demand Response	\$1,082,717	\$0
Total	\$6,522,614	\$0

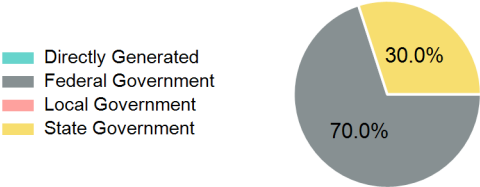
Directly Generated	\$242,558
Federal Government	\$2,247,592
Local Government	\$39,121
State Government	\$3,993,343
Total Operating Funds Expended	\$6,522,614



Capital Funding Sources

Sources of Capital Funds Expended

Directly Generated	\$0
Federal Government	\$1,438,818
Local Government	\$0
State Government	\$616,445
Total Capital Funds Expended	\$2,055,263



2023 Asset Management

Transit Asset Management (TAM) Tier	Tier II	TAM Sponsor NTD ID	1R01
Metrics			
Mode	Average Fleet Age in Years		
Bus	6.0		
Demand Response	4.0		