

# 2023 Annual Agency Profile - Jalbert Leasing, Inc. (NTD ID 10122)

**Mailing Address:** 185 GRAFTON DRIVE  
PORTSMOUTH, NH

**Website:** <http://www.ridecj.com/>

## Geographic Coverage

**Primary Urbanized/Rural Area** Portsmouth, NH--ME  
**Service Area Population** 2,833,139  
**Service Area Sq. Miles** 1,151

### Other Areas Served:

Dover--Rochester, NH--ME, Boston, MA--NH, New York--Jersey City--  
Newark, NY--NJ, New Hampshire Non-UZA, Massachusetts Non-UZA

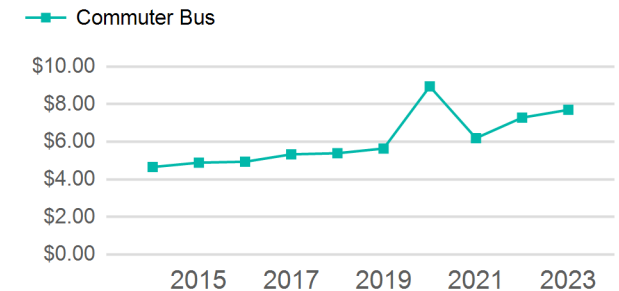
## Assets

**Revenue Vehicles** 27  
**Service Vehicles** 9  
**Facilities** 3

## Service Consumed

**Annual Unlinked Trips (UPT)** 562,028

## Operating Expenses per Vehicle Revenue Mile



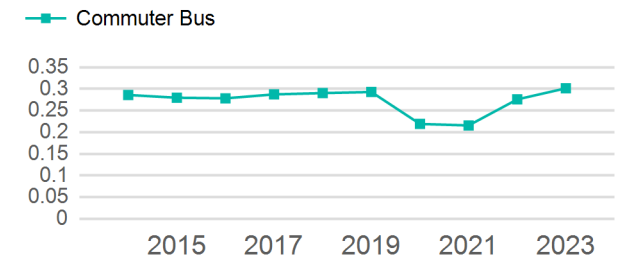
## Service Supplied

**Annual Vehicle Revenue Miles (VRM)** 1,864,322  
**Annual Vehicle Revenue Hours (VRH)** 66,754  
**Vehicles Operated in Maximum Service (VOMS)** 13

## Modal Characteristics

Mode	Annual Unlinked Passenger Trips	Directly Operated VOMS	Purchased Transportation VOMS	Annual Vehicle Revenue Miles	Annual Vehicle Revenue Hours
Commuter Bus	562,028	13	0	1,864,322	66,754
<b>Total</b>	<b>562,028</b>	<b>13</b>	<b>0</b>	<b>1,864,322</b>	<b>66,754</b>

## Unlinked Passenger Trip per Vehicle Revenue Mile



## Metrics

Mode	Service Efficiency		Service Effectiveness		
	OE per VRM	OE per VRH	UPT per VRM	UPT per VRH	OE per UPT
Commuter Bus	\$7.70	\$214.98	0.3	8.4	\$25.53
<b>Total</b>	<b>\$7.70</b>	<b>\$214.98</b>	<b>0.3</b>	<b>8.4</b>	<b>\$25.53</b>

2023 Annual Agency Profile - Jalbert Leasing, Inc. (NTD ID 10122)

2023 Funding Breakdown

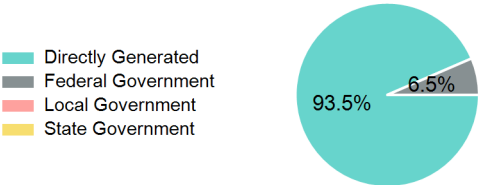
Summary of Operating Expenses (OE)

Sources of Operating Funds Expended

Operating Funding Sources

Mode	Operating Expenses	Fare Revenues
Commuter Bus	\$14,350,911	\$0
Total	\$14,350,911	\$0

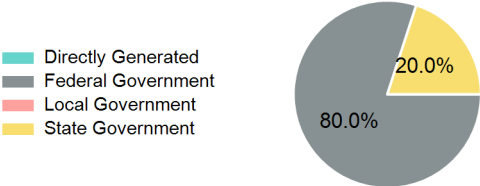
Directly Generated	\$13,423,929
Federal Government	\$926,982
Local Government	\$0
State Government	\$0
Total Operating Funds Expended	\$14,350,911



Capital Funding Sources

Sources of Capital Funds Expended

Directly Generated	\$0
Federal Government	\$215,840
Local Government	\$0
State Government	\$53,961
Total Capital Funds Expended	\$269,801



2023 Asset Management

Transit Asset Management (TAM) Tier	Tier II	TAM Sponsor NTD ID	1R04
Metrics			
Mode			Average Fleet Age in Years
Commuter Bus			6.6