

2023 Annual Agency Profile - Biddeford-Saco-Old Orchard Beach Transit Committee Shuttle Bus (NTD ID 10114)

Mailing Address: 110 MAIN ST STE 1400
SACO, ME

Website: <http://www.BSOOBTransit.org>

Geographic Coverage

Primary Urbanized/Rural Area	Portland, ME
Service Area Population	79,400
Service Area Sq. Miles	95
Other Areas Served:	Maine Non-UZA

Assets

Revenue Vehicles	20
Service Vehicles	7
Facilities	1

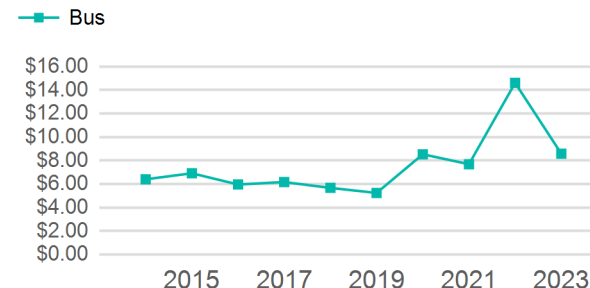
Service Consumed

Annual Unlinked Trips (UPT) 258,124

Service Supplied

Annual Vehicle Revenue Miles (VRM)	470,544
Annual Vehicle Revenue Hours (VRH)	28,697
Vehicles Operated in Maximum Service (VOMS)	11

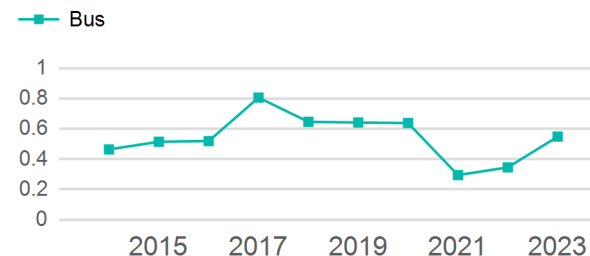
Operating Expenses per Vehicle Revenue Mile



Modal Characteristics

Mode	Annual Unlinked Passenger Trips	Directly Operated VOMS	Purchased Transportation VOMS	Annual Vehicle Revenue Miles	Annual Vehicle Revenue Hours
Bus	258,124	11	0	470,544	28,697
Total	258,124	11	0	470,544	28,697

Unlinked Passenger Trip per Vehicle Revenue Mile



Metrics	Service Efficiency		Service Effectiveness		
	OE per VRM	OE per VRH	UPT per VRM	UPT per VRH	OE per UPT
Bus	\$8.58	\$140.77	0.5	9.0	\$15.65
Total	\$8.58	\$140.77	0.5	9.0	\$15.65

2023 Annual Agency Profile - Biddeford-Saco-Old Orchard Beach Transit Committee Shuttle Bus (NTD ID 10114)

2023 Funding Breakdown

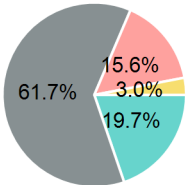
Summary of Operating Expenses (OE)

Sources of Operating Funds Expended

Operating Funding Sources

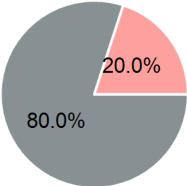
Mode	Operating Expenses	Fare Revenues
Bus	\$4,039,610	\$0
Total	\$4,039,610	\$0

Directly Generated	\$796,861
Federal Government	\$2,493,689
Local Government	\$628,503
State Government	\$120,557
Total Operating Funds Expended	\$4,039,610



Capital Funding Sources

Sources of Capital Funds Expended



Directly Generated	\$0
Federal Government	\$585,987
Local Government	\$146,497
State Government	\$0
Total Capital Funds Expended	\$732,484

2023 Asset Management

Transit Asset Management (TAM) Tier Tier II

TAM Sponsor NTD ID

Metrics

Mode	Average Fleet Age in Years
Bus	7.7