

2023 Annual Agency Profile - Craig Tribal Association (NTD ID 00460)

Mailing Address: 505 FRONT ST
CRAIG, AK

Website: www.craigtribe.org

Geographic Coverage

Primary Urbanized/Rural Area Alaska Non-UZA

Other Areas Served:

Service Consumed

Annual Unlinked Trips (UPT) 1,701

Assets

Revenue Vehicles 2

Service Vehicles 1

Facilities

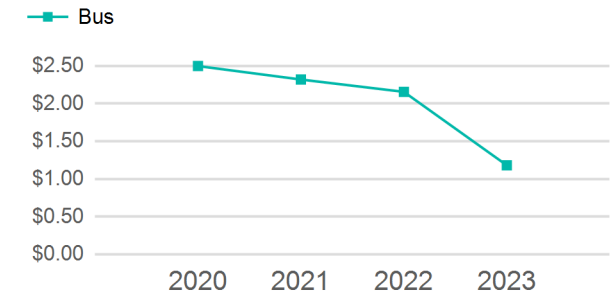
Service Supplied

Annual Vehicle Revenue Miles (VRM) 63,825

Annual Vehicle Revenue Hours (VRH) 1,922

Vehicles Operated in Maximum Service (VOMS) 2

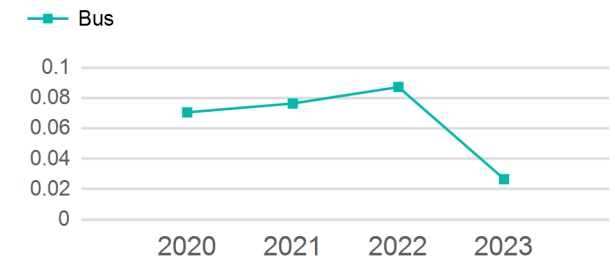
Operating Expenses per Vehicle Revenue Mile



Modal Characteristics

Mode	Annual Unlinked Passenger Trips	Directly Operated VOMS	Purchased Transportation VOMS	Annual Vehicle Revenue Miles	Annual Vehicle Revenue Hours
Bus	1,701	2	0	63,825	1,922
Total	1,701	2	0	63,825	1,922

Unlinked Passenger Trip per Vehicle Revenue Mile



Metrics

Mode	Service Efficiency		Service Effectiveness		
	OE per VRM	OE per VRH	UPT per VRM	UPT per VRH	OE per UPT
Bus	\$1.18	\$39.25	0.0	0.9	\$44.35
Total	\$1.18	\$39.25	0.0	0.9	\$44.35

2023 Annual Agency Profile - Craig Tribal Association (NTD ID 00460)

2023 Funding Breakdown

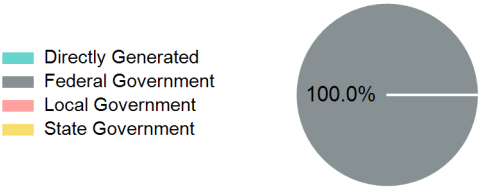
Summary of Operating Expenses (OE)

Sources of Operating Funds Expended

Operating Funding Sources

Mode	Operating Expenses	Fare Revenues
Bus	\$75,431	\$0
Total	\$75,431	\$0

Directly Generated	\$0
Federal Government	\$75,431
Local Government	\$0
State Government	\$0
Total Operating Funds Expended	\$75,431



Capital Funding Sources

Sources of Capital Funds Expended

Directly Generated	\$0
Federal Government	\$0
Local Government	\$0
State Government	\$0
Total Capital Funds Expended	\$0



2023 Asset Management

Transit Asset Management (TAM) Tier Tier II

TAM Sponsor NTD ID

Metrics

Mode	Average Fleet Age in Years
Bus	5.0