

2023 Annual Agency Profile - Muckleshoot Indian Tribe (NTD ID 00407)

Mailing Address: 39015 172ND AVE SE
AUBURN, WA

Website: <https://tribaltransit.com/>

Geographic Coverage

Primary Urbanized/Rural Area Seattle--Tacoma, WA

Other Areas Served:

Washington Non-UZA

Assets

Revenue Vehicles 8

Service Vehicles

Facilities 2

Service Consumed

Annual Unlinked Trips (UPT) 31,598

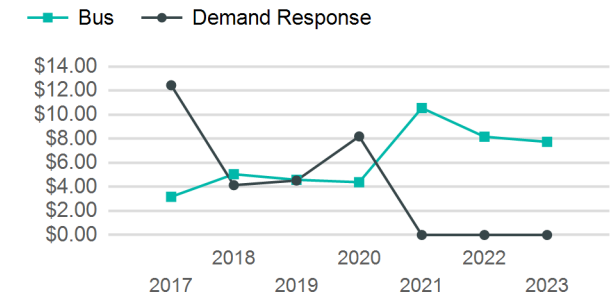
Service Supplied

Annual Vehicle Revenue Miles (VRM) 169,121

Annual Vehicle Revenue Hours (VRH) 13,416

Vehicles Operated in Maximum Service (VOMS) 4

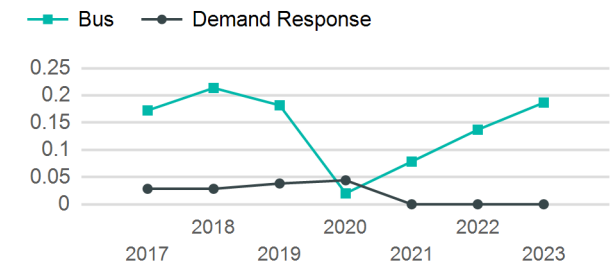
Operating Expenses per Vehicle Revenue Mile



Modal Characteristics

Mode	Annual Unlinked Passenger Trips	Directly Operated VOMS	Purchased Transportation VOMS	Annual Vehicle Revenue Miles	Annual Vehicle Revenue Hours
Bus	31,598	4	0	169,121	13,416
Demand Response	0	0	0	0	0
Total	31,598	4	0	169,121	13,416

Unlinked Passenger Trip per Vehicle Revenue Mile



Metrics

Mode	Service Efficiency		Service Effectiveness		
	OE per VRM	OE per VRH	UPT per VRM	UPT per VRH	OE per UPT
Bus	\$7.74	\$97.52	0.2	2.4	\$41.40
Demand Response	\$0.00	\$0.00	0.0	0.0	\$0.00
Total	\$7.74	\$97.52	0.2	2.4	\$41.40

2023 Annual Agency Profile - Muckleshoot Indian Tribe (NTD ID 00407)

2023 Funding Breakdown

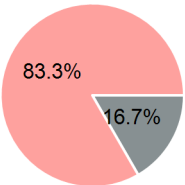
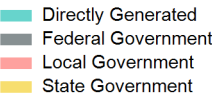
Summary of Operating Expenses (OE)

Sources of Operating Funds Expended

Operating Funding Sources

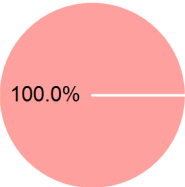
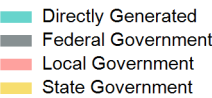
Mode	Operating Expenses	Fare Revenues
Bus	\$1,308,278	\$0
Demand Response	\$0	\$0
Total	\$1,308,278	\$0

Directly Generated	\$0
Federal Government	\$217,892
Local Government	\$1,090,386
State Government	\$0
Total Operating Funds Expended	\$1,308,278



Capital Funding Sources

Sources of Capital Funds Expended



Directly Generated	\$0
Federal Government	\$0
Local Government	\$67,050
State Government	\$0
Total Capital Funds Expended	\$67,050

2023 Asset Management

Transit Asset Management (TAM) Tier Tier II

TAM Sponsor NTD ID

Metrics

Mode	Average Fleet Age in Years
Bus	5.1
Demand Response	0.0