

2023 Annual Agency Profile - City of Sandy (NTD ID 00389)

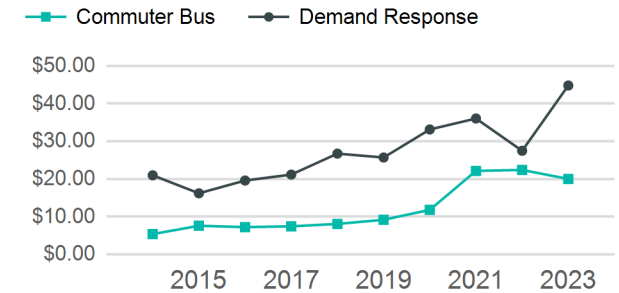
Mailing Address: 39250 PIONEER BLVD
SANDY, OR

Website: <https://www.ci.sandy.or.us/transit>

Service Consumed

Annual Unlinked Trips (UPT) 79,857

Operating Expenses per Vehicle Revenue Mile



Assets

Revenue Vehicles 12
Service Vehicles
Facilities 1

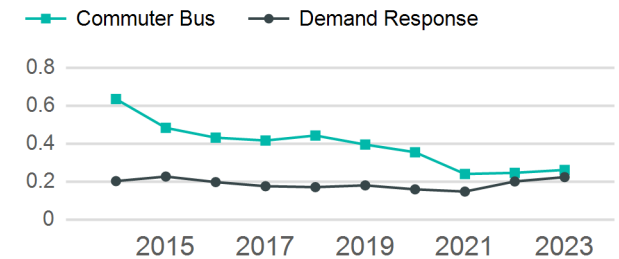
Service Supplied

Annual Vehicle Revenue Miles (VRM) 305,703
Annual Vehicle Revenue Hours (VRH) 16,041
Vehicles Operated in Maximum Service (VOMS) 6

Modal Characteristics

Mode	Annual Unlinked Passenger Trips	Directly Operated VOMS	Purchased Transportation VOMS	Annual Vehicle Revenue Miles	Annual Vehicle Revenue Hours
Commuter Bus	64,380	0	3	246,251	10,771
Demand Response	9,245	0	2	41,331	4,042
Bus	6,232	0	1	18,121	1,228
Total	79,857	0	6	305,703	16,041

Unlinked Passenger Trip per Vehicle Revenue Mile



Metrics

Mode	Service Efficiency		Service Effectiveness		
	OE per VRM	OE per VRH	UPT per VRM	UPT per VRH	OE per UPT
Commuter Bus	\$5.24	\$119.72	0.3	6.0	\$20.03
Demand Response	\$10.02	\$102.47	0.2	2.3	\$44.80
Bus	\$7.73	\$114.12	0.3	5.1	\$22.49
Total	\$6.03	\$114.94	0.3	5.0	\$23.09

2023 Annual Agency Profile - City of Sandy (NTD ID 00389)

2023 Funding Breakdown

Summary of Operating Expenses (OE)

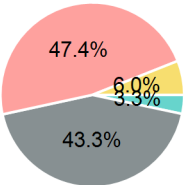
Sources of Operating Funds Expended

Operating Funding Sources

Mode	Operating Expenses	Fare Revenues
Commuter Bus	\$1,289,470	\$0
Demand Response	\$414,186	\$0
Bus	\$140,135	\$0
Total	\$1,843,791	\$0

Directly Generated	\$60,916
Federal Government	\$798,591
Local Government	\$873,940
State Government	\$110,344
Total Operating Funds Expended	\$1,843,791

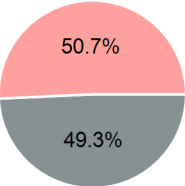
- Directly Generated
- Federal Government
- Local Government
- State Government



Capital Funding Sources

Sources of Capital Funds Expended

- Directly Generated
- Federal Government
- Local Government
- State Government



Directly Generated	\$0
Federal Government	\$121,260
Local Government	\$124,891
State Government	\$0
Total Capital Funds Expended	\$246,151

2023 Asset Management

Transit Asset Management (TAM) Tier	Tier II	TAM Sponsor NTD ID	0R02
-------------------------------------	---------	--------------------	------

Metrics

Mode	Average Fleet Age in Years
Commuter Bus	1.0
Demand Response	1.8
Bus	6.0