

# 2023 Annual Agency Profile - City of Pendleton (NTD ID 00359)

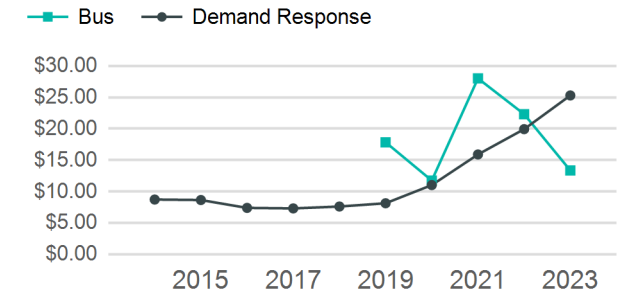
**Mailing Address:** 500 SW DORION AVE  
PENDLETON, OR

**Website:** <https://pendleton.or.us/transportation>

## Service Consumed

Annual Unlinked Trips (UPT) 39,535

## Operating Expenses per Vehicle Revenue Mile



## Assets

Revenue Vehicles 10  
Service Vehicles  
Facilities

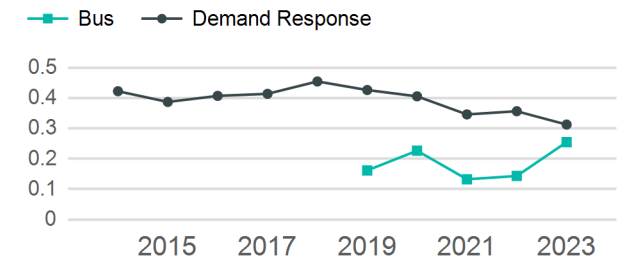
## Service Supplied

Annual Vehicle Revenue Miles (VRM) 137,756  
Annual Vehicle Revenue Hours (VRH) 14,627  
Vehicles Operated in Maximum Service (VOMS) 6

## Modal Characteristics

Mode	Annual Unlinked Passenger Trips	Directly Operated VOMS	Purchased Transportation VOMS	Annual Vehicle Revenue Miles	Annual Vehicle Revenue Hours
Demand Response	23,817	0	4	76,146	9,024
Bus	15,718	0	2	61,610	5,603
<b>Total</b>	<b>39,535</b>	<b>0</b>	<b>6</b>	<b>137,756</b>	<b>14,627</b>

## Unlinked Passenger Trip per Vehicle Revenue Mile



## Metrics

Mode	Service Efficiency		Service Effectiveness		
	OE per VRM	OE per VRH	UPT per VRM	UPT per VRH	OE per UPT
Demand Response	\$7.91	\$66.77	0.3	2.6	\$25.30
Bus	\$3.41	\$37.48	0.3	2.8	\$13.36
<b>Total</b>	<b>\$5.90</b>	<b>\$55.55</b>	<b>0.3</b>	<b>2.7</b>	<b>\$20.55</b>

2023 Annual Agency Profile - City of Pendleton (NTD ID 00359)

2023 Funding Breakdown

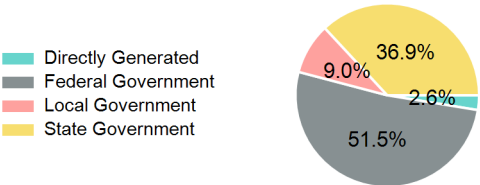
Summary of Operating Expenses (OE)

Mode	Operating Expenses	Fare Revenues
Demand Response	\$602,502	\$0
Bus	\$210,001	\$0
Total	\$812,503	\$0

Sources of Operating Funds Expended

Directly Generated	\$20,873
Federal Government	\$418,682
Local Government	\$72,816
State Government	\$300,132
Total Operating Funds Expended	\$812,503

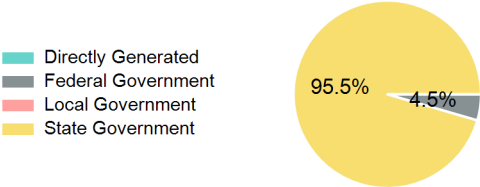
Operating Funding Sources



Capital Funding Sources

Sources of Capital Funds Expended

Directly Generated	\$0
Federal Government	\$16,497
Local Government	\$0
State Government	\$350,472
Total Capital Funds Expended	\$366,969



2023 Asset Management

Transit Asset Management (TAM) Tier	Tier II	TAM Sponsor NTD ID	0R02
-------------------------------------	---------	--------------------	------

Metrics

Mode	Average Fleet Age in Years
Demand Response	0.0
Bus	0.0