

2023 Annual Agency Profile - Council on Aging & Human Services (NTD ID 00333)

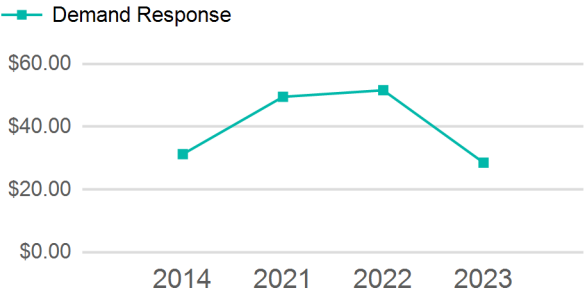
Mailing Address: 210 S MAIN ST
COLFAX, WA

Website: <https://www.coacolfax.org/transportation>

Service Consumed

Annual Unlinked Trips (UPT) 14,707

Operating Expenses per Vehicle Revenue Mile



Assets

Revenue Vehicles 19
Service Vehicles
Facilities 1

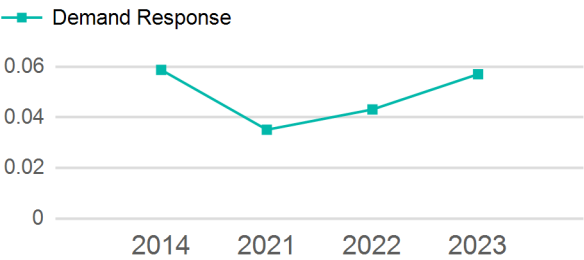
Service Supplied

Annual Vehicle Revenue Miles (VRM) 257,806
Annual Vehicle Revenue Hours (VRH) 9,956
Vehicles Operated in Maximum Service (VOMS) 19

Modal Characteristics

Mode	Annual Unlinked Passenger Trips	Directly Operated VOMS	Purchased Transportation VOMS	Annual Vehicle Revenue Miles	Annual Vehicle Revenue Hours
Demand Response	14,707	19	0	257,806	9,956
Total	14,707	19	0	257,806	9,956

Unlinked Passenger Trip per Vehicle Revenue Mile



Metrics

Mode	Service Efficiency		Service Effectiveness		
	OE per VRM	OE per VRH	UPT per VRM	UPT per VRH	OE per UPT
Demand Response	\$1.63	\$42.22	0.1	1.5	\$28.58
Total	\$1.63	\$42.22	0.1	1.5	\$28.58

2023 Annual Agency Profile - Council on Aging & Human Services (NTD ID 00333)

2023 Funding Breakdown

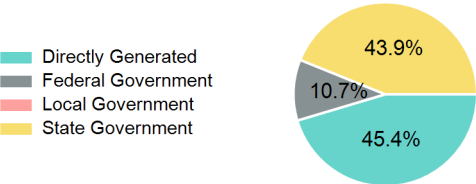
Summary of Operating Expenses (OE)

Sources of Operating Funds Expended

Operating Funding Sources

Mode	Operating Expenses	Fare Revenues
Demand Response	\$420,383	\$0
Total	\$420,383	\$0

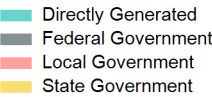
Directly Generated	\$190,824
Federal Government	\$45,031
Local Government	\$0
State Government	\$184,528
Total Operating Funds Expended	\$420,383



Capital Funding Sources

Sources of Capital Funds Expended

Directly Generated	\$0
Federal Government	\$0
Local Government	\$0
State Government	\$0
Total Capital Funds Expended	\$0



2023 Asset Management

Transit Asset Management (TAM) Tier Tier II

TAM Sponsor NTD ID

Metrics

Mode	Average Fleet Age in Years
Demand Response	8.2