

2023 Annual Agency Profile - Yamhill County (NTD ID 00321)

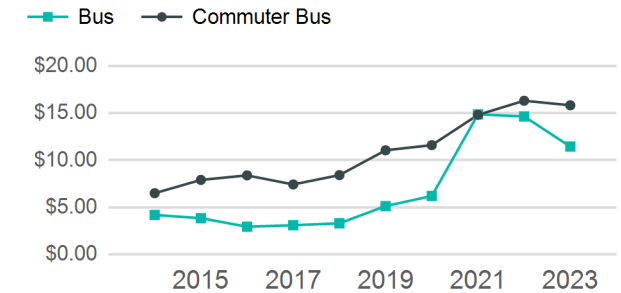
Mailing Address: 535 NE 5TH ST
MCMINNVILLE, OR

Website: <http://www.ycbus.org>

Service Consumed

Annual Unlinked Trips (UPT) 188,003

Operating Expenses per Vehicle Revenue Mile



Assets

Revenue Vehicles 26
Service Vehicles 5
Facilities 1

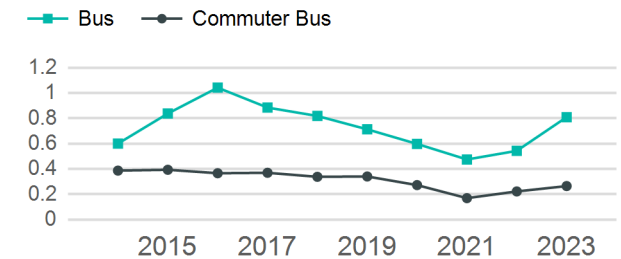
Service Supplied

Annual Vehicle Revenue Miles (VRM) 625,218
Annual Vehicle Revenue Hours (VRH) 34,410
Vehicles Operated in Maximum Service (VOMS) 26

Modal Characteristics

Mode	Annual Unlinked Passenger Trips	Directly Operated VOMS	Purchased Transportation VOMS	Annual Vehicle Revenue Miles	Annual Vehicle Revenue Hours
Commuter Bus	112,587	0	11	425,257	16,025
Bus	50,265	0	6	62,104	5,300
Demand Response	25,151	0	9	137,857	13,085
Total	188,003	0	26	625,218	34,410

Unlinked Passenger Trip per Vehicle Revenue Mile



Metrics

Service Efficiency

Service Effectiveness

Mode	OE per VRM	OE per VRH	UPT per VRM	UPT per VRH	OE per UPT
Commuter Bus	\$4.19	\$111.17	0.3	7.0	\$15.82
Bus	\$9.26	\$108.50	0.8	9.5	\$11.44
Demand Response	\$8.61	\$90.73	0.2	1.9	\$47.20
Total	\$5.67	\$102.98	0.3	5.5	\$18.85

2023 Annual Agency Profile - Yamhill County (NTD ID 00321)

2023 Funding Breakdown

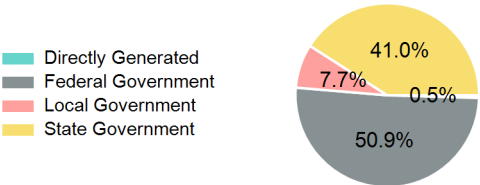
Summary of Operating Expenses (OE)

Sources of Operating Funds Expended

Operating Funding Sources

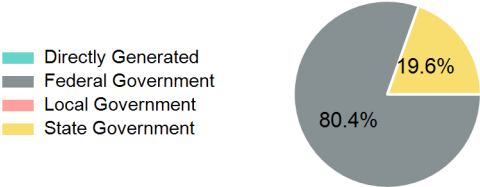
Mode	Operating Expenses	Fare Revenues
Commuter Bus	\$1,781,441	\$0
Bus	\$575,037	\$0
Demand Response	\$1,187,232	\$0
Total	\$3,543,710	\$0

Directly Generated	\$16,488
Federal Government	\$1,802,597
Local Government	\$272,985
State Government	\$1,451,640
Total Operating Funds Expended	\$3,543,710



Capital Funding Sources

Sources of Capital Funds Expended



Directly Generated	\$0
Federal Government	\$319,982
Local Government	\$0
State Government	\$77,781
Total Capital Funds Expended	\$397,763

2023 Asset Management

Transit Asset Management (TAM) Tier	Tier II	TAM Sponsor NTD ID	0R02
-------------------------------------	---------	--------------------	------

Metrics

Mode	Average Fleet Age in Years
Commuter Bus	14.7
Bus	4.3
Demand Response	8.2