

# 2023 Annual Agency Profile - Lincoln County Transportation Service District (NTD ID 00310)

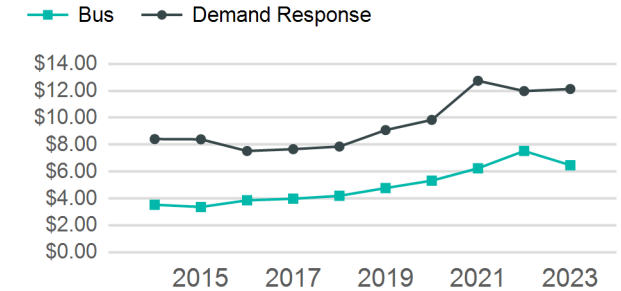
**Mailing Address:** 410 NE HARNEY ST  
NEWPORT, OR

**Website:** <http://co.lincoln.or.us/transit>

## Service Consumed

**Annual Unlinked Trips (UPT)** 257,450

## Operating Expenses per Vehicle Revenue Mile



## Assets

**Revenue Vehicles** 19  
**Service Vehicles**  
**Facilities** 1

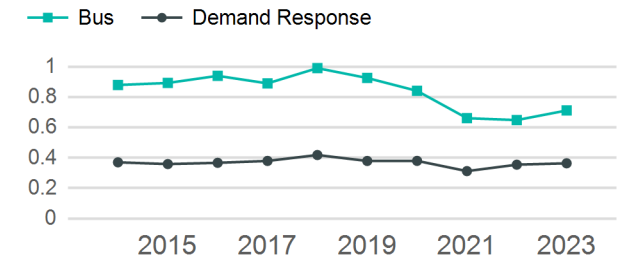
## Service Supplied

**Annual Vehicle Revenue Miles (VRM)** 510,713  
**Annual Vehicle Revenue Hours (VRH)** 29,412  
**Vehicles Operated in Maximum Service (VOMS)** 13

## Modal Characteristics

Mode	Annual Unlinked Passenger Trips	Directly Operated VOMS	Purchased Transportation VOMS	Annual Vehicle Revenue Miles	Annual Vehicle Revenue Hours
Bus	200,266	8	0	281,357	20,054
Demand Response	50,060	4	0	137,533	6,118
Commuter Bus	7,124	1	0	91,823	3,240
<b>Total</b>	<b>257,450</b>	<b>13</b>	<b>0</b>	<b>510,713</b>	<b>29,412</b>

## Unlinked Passenger Trip per Vehicle Revenue Mile



## Metrics

### Service Efficiency

### Service Effectiveness

Mode	OE per VRM	OE per VRH	UPT per VRM	UPT per VRH	OE per UPT
Bus	\$4.61	\$64.71	0.7	10.0	\$6.48
Demand Response	\$4.42	\$99.29	0.4	8.2	\$12.14
Commuter Bus	\$3.10	\$87.90	0.1	2.2	\$39.98
<b>Total</b>	<b>\$4.29</b>	<b>\$74.46</b>	<b>0.5</b>	<b>8.8</b>	<b>\$8.51</b>

2023 Annual Agency Profile - Lincoln County Transportation Service District (NTD ID 00310)

2023 Funding Breakdown

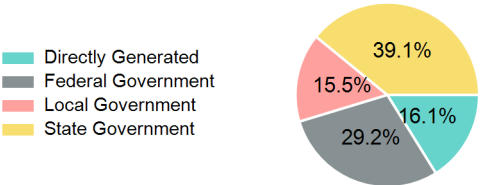
Summary of Operating Expenses (OE)

Sources of Operating Funds Expended

Operating Funding Sources

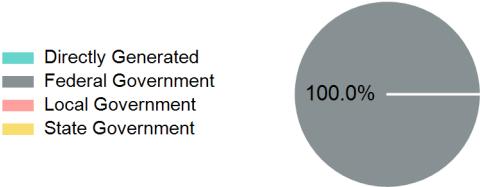
Mode	Operating Expenses	Fare Revenues
Bus	\$1,297,696	\$0
Demand Response	\$607,482	\$0
Commuter Bus	\$284,812	\$0
Total	\$2,189,990	\$0

Directly Generated	\$353,162
Federal Government	\$639,858
Local Government	\$339,806
State Government	\$857,164
Total Operating Funds Expended	\$2,189,990



Capital Funding Sources

Sources of Capital Funds Expended



Directly Generated	\$0
Federal Government	\$546,954
Local Government	\$0
State Government	\$0
Total Capital Funds Expended	\$546,954

2023 Asset Management

Transit Asset Management (TAM) Tier	Tier II	TAM Sponsor NTD ID	0R02
-------------------------------------	---------	--------------------	------

Metrics

Mode	Average Fleet Age in Years
Bus	2.4
Demand Response	4.3
Commuter Bus	3.0