

2023 Annual Agency Profile - City of Silverton (NTD ID 00300)

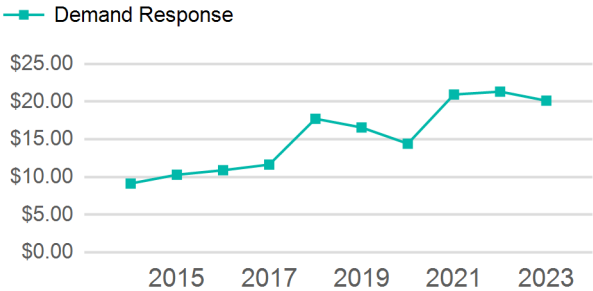
Mailing Address: 306 S WATER ST  
SILVERTON, OR

Website: <https://silverton.or.us/community/page/silver-trolley>

Service Consumed

Annual Unlinked Trips (UPT) 6,538

Operating Expenses per Vehicle Revenue Mile



Assets

Revenue Vehicles 3  
Service Vehicles  
Facilities 1

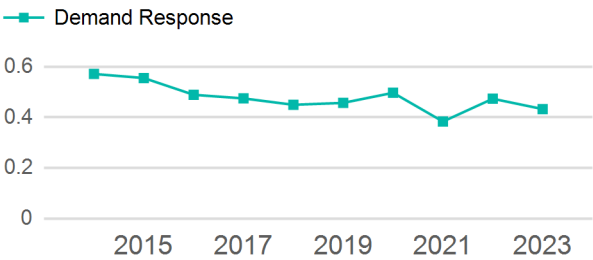
Service Supplied

Annual Vehicle Revenue Miles (VRM) 15,111  
Annual Vehicle Revenue Hours (VRH) 2,268  
Vehicles Operated in Maximum Service (VOMS) 2

Modal Characteristics

Mode	Annual Unlinked Passenger Trips	Directly Operated VOMS	Purchased Transportation VOMS	Annual Vehicle Revenue Miles	Annual Vehicle Revenue Hours
Demand Response	6,538	2	0	15,111	2,268
Total	6,538	2	0	15,111	2,268

Unlinked Passenger Trip per Vehicle Revenue Mile



Metrics

Mode	Service Efficiency		Service Effectiveness		
	OE per VRM	OE per VRH	UPT per VRM	UPT per VRH	OE per UPT
Demand Response	\$8.71	\$58.00	0.4	2.9	\$20.12
Total	\$8.71	\$58.00	0.4	2.9	\$20.12

2023 Annual Agency Profile - City of Silverton (NTD ID 00300)

2023 Funding Breakdown

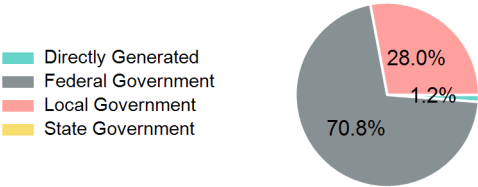
Summary of Operating Expenses (OE)

Sources of Operating Funds Expended

Operating Funding Sources

Mode	Operating Expenses	Fare Revenues
Demand Response	\$131,546	\$0
Total	\$131,546	\$0

Directly Generated	\$1,616
Federal Government	\$93,148
Local Government	\$36,782
State Government	\$0
Total Operating Funds Expended	\$131,546



Capital Funding Sources

Sources of Capital Funds Expended

Directly Generated	\$0
Federal Government	\$0
Local Government	\$0
State Government	\$0
Total Capital Funds Expended	\$0



2023 Asset Management

Transit Asset Management (TAM) Tier	Tier II	TAM Sponsor NTD ID	0R02
Metrics			

Mode	Average Fleet Age in Years
Demand Response	8.3