

# 2023 Annual Agency Profile - Garfield County Transportation Program (NTD ID 00282)

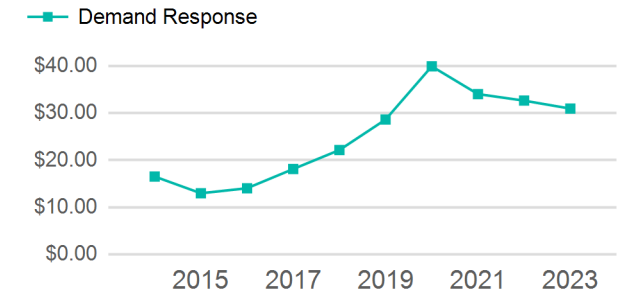
**Mailing Address:** 789 MAIN ST  
POMEROY, WA

**Website:** <https://garfieldcta.com/>

## Service Consumed

Annual Unlinked Trips (UPT) 12,292

## Operating Expenses per Vehicle Revenue Mile



## Assets

Revenue Vehicles 5  
Service Vehicles  
Facilities

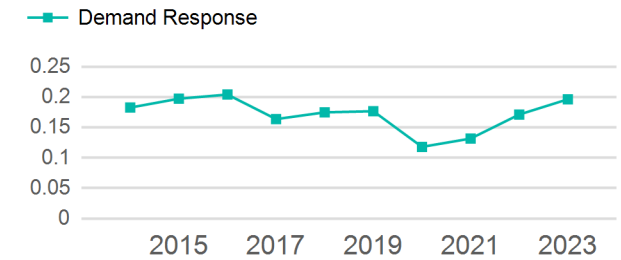
## Service Supplied

Annual Vehicle Revenue Miles (VRM) 62,585  
Annual Vehicle Revenue Hours (VRH) 4,621  
Vehicles Operated in Maximum Service (VOMS) 4

## Modal Characteristics

Mode	Annual Unlinked Passenger Trips	Directly Operated VOMS	Purchased Transportation VOMS	Annual Vehicle Revenue Miles	Annual Vehicle Revenue Hours
Demand Response	12,292	4	0	62,585	4,621
<b>Total</b>	<b>12,292</b>	<b>4</b>	<b>0</b>	<b>62,585</b>	<b>4,621</b>

## Unlinked Passenger Trip per Vehicle Revenue Mile



## Metrics

Mode	Service Efficiency		Service Effectiveness		
	OE per VRM	OE per VRH	UPT per VRM	UPT per VRH	OE per UPT
Demand Response	\$6.08	\$82.29	0.2	2.7	\$30.94
<b>Total</b>	<b>\$6.08</b>	<b>\$82.29</b>	<b>0.2</b>	<b>2.7</b>	<b>\$30.94</b>

2023 Annual Agency Profile - Garfield County Transportation Program (NTD ID 00282)

2023 Funding Breakdown

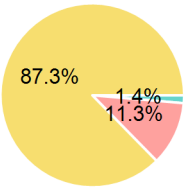
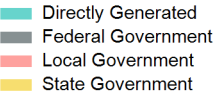
Summary of Operating Expenses (OE)

Sources of Operating Funds Expended

Operating Funding Sources

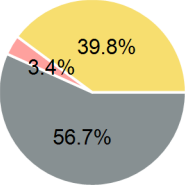
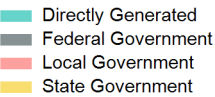
Mode	Operating Expenses	Fare Revenues
Demand Response	\$380,285	\$0
Total	\$380,285	\$0

Directly Generated	\$5,213
Federal Government	\$0
Local Government	\$42,895
State Government	\$332,177
Total Operating Funds Expended	\$380,285



Capital Funding Sources

Sources of Capital Funds Expended



Directly Generated	\$0
Federal Government	\$39,456
Local Government	\$2,380
State Government	\$27,702
Total Capital Funds Expended	\$69,538

2023 Asset Management

Transit Asset Management (TAM) Tier Tier II

TAM Sponsor NTD ID

Metrics

Mode	Average Fleet Age in Years
Demand Response	4.0