

# 2023 Annual Agency Profile - Hydaburg Cooperative Association (NTD ID 00279)

**Mailing Address:** 1 WATER ST  
HYDABURG, AK

**Website:** [www.hcatribe.org/transportation](http://www.hcatribe.org/transportation)

## Geographic Coverage

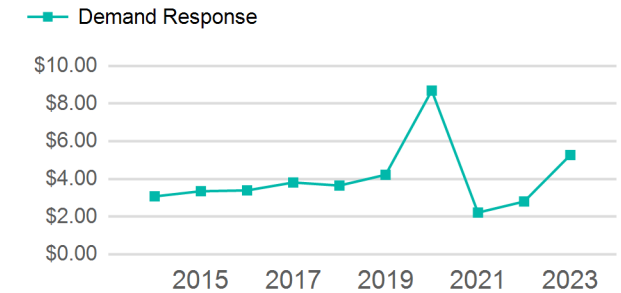
**Primary Urbanized/Rural Area** Alaska Non-UZA

**Other Areas Served:**

## Service Consumed

**Annual Unlinked Trips (UPT)** 1,336

## Operating Expenses per Vehicle Revenue Mile



## Assets

**Revenue Vehicles** 2

**Service Vehicles**

**Facilities**

## Service Supplied

**Annual Vehicle Revenue Miles (VRM)** 25,101

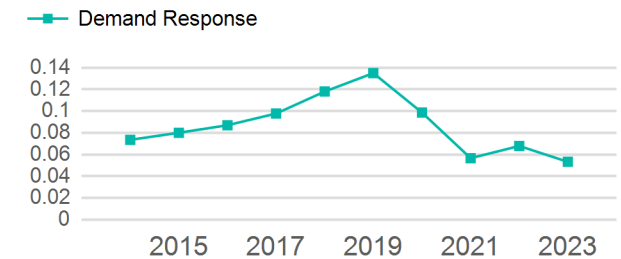
**Annual Vehicle Revenue Hours (VRH)** 1,644

**Vehicles Operated in Maximum Service (VOMS)** 2

## Modal Characteristics

Mode	Annual Unlinked Passenger Trips	Directly Operated VOMS	Purchased Transportation VOMS	Annual Vehicle Revenue Miles	Annual Vehicle Revenue Hours
Demand Response	1,336	2	0	25,101	1,644
<b>Total</b>	<b>1,336</b>	<b>2</b>	<b>0</b>	<b>25,101</b>	<b>1,644</b>

## Unlinked Passenger Trip per Vehicle Revenue Mile



## Metrics

### Service Efficiency

### Service Effectiveness

Mode	OE per VRM	OE per VRH	UPT per VRM	UPT per VRH	OE per UPT
Demand Response	\$5.27	\$80.51	0.1	0.8	\$99.07
<b>Total</b>	<b>\$5.27</b>	<b>\$80.51</b>	<b>0.1</b>	<b>0.8</b>	<b>\$99.07</b>

2023 Annual Agency Profile - Hydaburg Cooperative Association (NTD ID 00279)

2023 Funding Breakdown

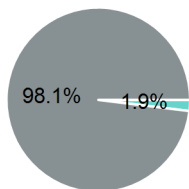
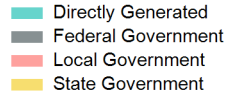
Summary of Operating Expenses (OE)

Mode	Operating Expenses	Fare Revenues
Demand Response	\$132,354	\$0
Total	\$132,354	\$0

Sources of Operating Funds Expended

Directly Generated	\$2,550
Federal Government	\$129,804
Local Government	\$0
State Government	\$0
Total Operating Funds Expended	\$132,354

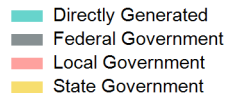
Operating Funding Sources



Capital Funding Sources

Sources of Capital Funds Expended

Directly Generated	\$0
Federal Government	\$0
Local Government	\$0
State Government	\$0
Total Capital Funds Expended	\$0



2023 Asset Management

Transit Asset Management (TAM) Tier Tier II

TAM Sponsor NTD ID

Metrics

Mode	Average Fleet Age in Years
Demand Response	10.0