

2023 Annual Agency Profile - Asa'carsarmiut Tribe (NTD ID 00143)

Mailing Address: 1 Old Airport Road
Mountain Village, AK

Website:

Geographic Coverage

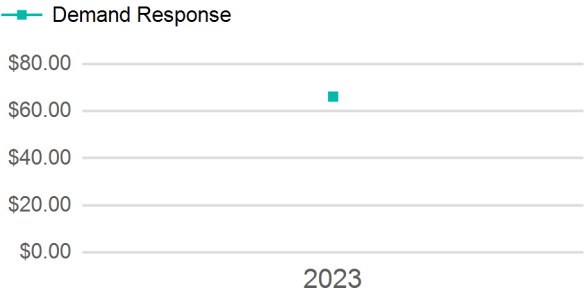
Primary Urbanized/Rural Area Alaska Non-UZA

Other Areas Served:

Service Consumed

Annual Unlinked Trips (UPT) 110

Operating Expenses per Vehicle Revenue Mile



Assets

Revenue Vehicles 1

Service Vehicles

Facilities

Service Supplied

Annual Vehicle Revenue Miles (VRM) 413

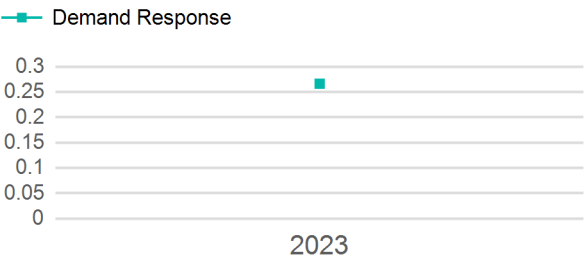
Annual Vehicle Revenue Hours (VRH) 37

Vehicles Operated in Maximum Service (VOMS) 1

Modal Characteristics

	Annual Unlinked Passenger Trips	Directly Operated VOMS	Purchased Transportation VOMS	Annual Vehicle Revenue Miles	Annual Vehicle Revenue Hours
Mode					
Demand Response	110	1	0	413	37
Total	110	1	0	413	37

Unlinked Passenger Trip per Vehicle Revenue Mile



Metrics Service Efficiency Service Effectiveness

Mode	OE per VRM	OE per VRH	UPT per VRM	UPT per VRH	OE per UPT
Demand Response	\$66.09	\$737.70	0.3	3.0	\$248.14
Total	\$66.09	\$737.70	0.3	3.0	\$248.14

2023 Annual Agency Profile - Asa'carsarmiut Tribe (NTD ID 00143)

2023 Funding Breakdown

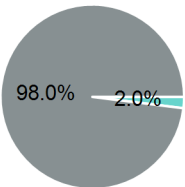
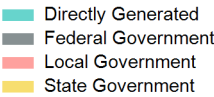
Summary of Operating Expenses (OE)

Sources of Operating Funds Expended

Operating Funding Sources

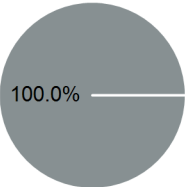
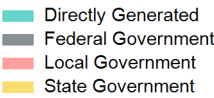
Mode	Operating Expenses	Fare Revenues
Demand Response	\$27,295	\$0
Total	\$27,295	\$0

Directly Generated	\$535
Federal Government	\$26,760
Local Government	\$0
State Government	\$0
Total Operating Funds Expended	\$27,295



Capital Funding Sources

Sources of Capital Funds Expended



Directly Generated	\$0
Federal Government	\$48,935
Local Government	\$0
State Government	\$0
Total Capital Funds Expended	\$48,935

2023 Asset Management

Transit Asset Management (TAM) Tier Tier II

TAM Sponsor NTD ID

Metrics

Mode	Average Fleet Age in Years
Demand Response	1.0