

2023 Annual Agency Profile - Nez Perce Tribe (NTD ID 00135)

Mailing Address: 120 BEVER GRADE
LAPWAI, ID

Website: <http://www.nezperce.org/>

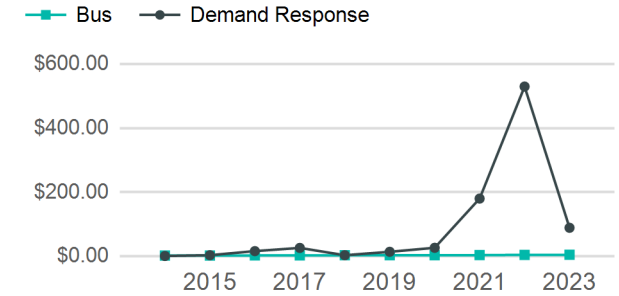
Geographic Coverage

Primary Urbanized/Rural Area Idaho Non-UZA
Other Areas Served:

Service Consumed

Annual Unlinked Trips (UPT) 7,987

Operating Expenses per Vehicle Revenue Mile



Assets

Revenue Vehicles 9
Service Vehicles
Facilities 1

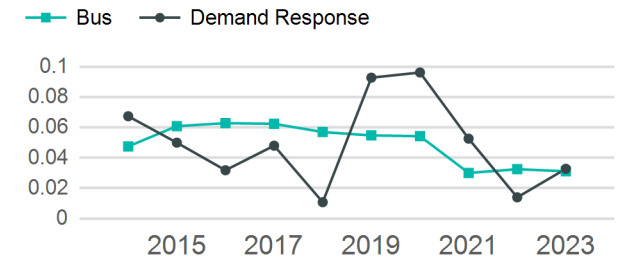
Service Supplied

Annual Vehicle Revenue Miles (VRM) 256,339
Annual Vehicle Revenue Hours (VRH) 7,960
Vehicles Operated in Maximum Service (VOMS) 4

Modal Characteristics

Mode	Annual Unlinked Passenger Trips	Directly Operated VOMS	Purchased Transportation VOMS	Annual Vehicle Revenue Miles	Annual Vehicle Revenue Hours
Bus	7,975	3	0	255,973	7,946
Demand Response	12	1	0	366	14
Total	7,987	4	0	256,339	7,960

Unlinked Passenger Trip per Vehicle Revenue Mile



Metrics

Service Efficiency

Service Effectiveness

Mode	OE per VRM	OE per VRH	UPT per VRM	UPT per VRH	OE per UPT
Bus	\$5.00	\$161.12	0.0	1.0	\$160.54
Demand Response	\$89.17	\$2,331.29	0.0	0.9	\$2,719.83
Total	\$5.12	\$164.94	0.0	1.0	\$164.38

2023 Annual Agency Profile - Nez Perce Tribe (NTD ID 00135)

2023 Funding Breakdown

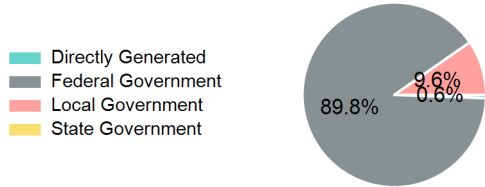
Summary of Operating Expenses (OE)

Mode	Operating Expenses	Fare Revenues
Bus	\$1,280,284	\$0
Demand Response	\$32,638	\$0
Total	\$1,312,922	\$0

Sources of Operating Funds Expended

Directly Generated	\$7,762
Federal Government	\$1,178,608
Local Government	\$126,552
State Government	\$0
Total Operating Funds Expended	\$1,312,922

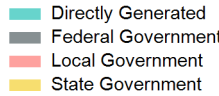
Operating Funding Sources



Capital Funding Sources

Sources of Capital Funds Expended

Directly Generated	\$0
Federal Government	\$0
Local Government	\$0
State Government	\$0
Total Capital Funds Expended	\$0



2023 Asset Management

Transit Asset Management (TAM) Tier	Tier II	TAM Sponsor NTD ID	0R01
Metrics			
Mode		Average Fleet Age in Years	
Bus		10.8	
Demand Response		15.0	