

2023 Annual Agency Profile - Cowlitz Indian Tribe (NTD ID 00127)

Mailing Address: 1055 9TH AVE STE B
LONGVIEW, WA

Website: <https://cowlitz.org/transit>

Geographic Coverage

Primary Urbanized/Rural Area Washington Non-UZA
Other Areas Served:

Assets

Revenue Vehicles 7
Service Vehicles 1
Facilities 1

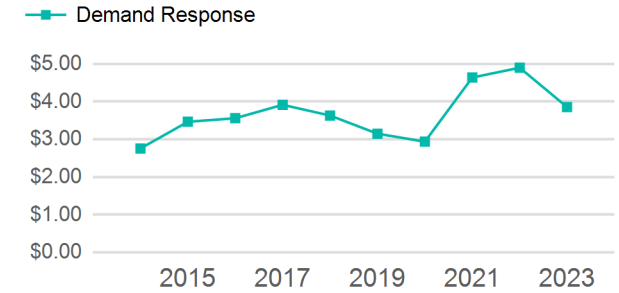
Service Consumed

Annual Unlinked Trips (UPT) 6,391

Service Supplied

Annual Vehicle Revenue Miles (VRM) 136,038
Annual Vehicle Revenue Hours (VRH) 4,409
Vehicles Operated in Maximum Service (VOMS) 7

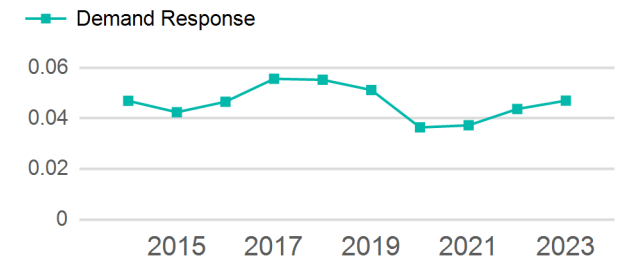
Operating Expenses per Vehicle Revenue Mile



Modal Characteristics

Mode	Annual Unlinked Passenger Trips	Directly Operated VOMS	Purchased Transportation VOMS	Annual Vehicle Revenue Miles	Annual Vehicle Revenue Hours
Demand Response	6,391	7	0	136,038	4,409
Total	6,391	7	0	136,038	4,409

Unlinked Passenger Trip per Vehicle Revenue Mile



Mode	Service Efficiency		Service Effectiveness		
	OE per VRM	OE per VRH	UPT per VRM	UPT per VRH	OE per UPT
Demand Response	\$3.85	\$118.89	0.0	1.4	\$82.02
Total	\$3.85	\$118.89	0.0	1.4	\$82.02

2023 Annual Agency Profile - Cowlitz Indian Tribe (NTD ID 00127)

2023 Funding Breakdown

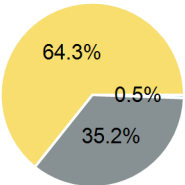
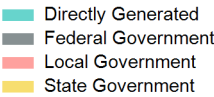
Summary of Operating Expenses (OE)

Sources of Operating Funds Expended

Operating Funding Sources

Mode	Operating Expenses	Fare Revenues
Demand Response	\$524,204	\$0
Total	\$524,204	\$0

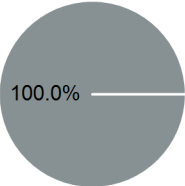
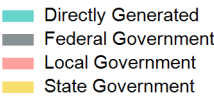
Directly Generated	\$2,869
Federal Government	\$184,523
Local Government	\$0
State Government	\$336,812
Total Operating Funds Expended	\$524,204



Capital Funding Sources

Sources of Capital Funds Expended

Directly Generated	\$0
Federal Government	\$165,000
Local Government	\$0
State Government	\$0
Total Capital Funds Expended	\$165,000



2023 Asset Management

Transit Asset Management (TAM) Tier Tier II

TAM Sponsor NTD ID

Metrics

Mode	Average Fleet Age in Years
Demand Response	4.0