

# 2023 Annual Agency Profile - Gulkana Village Council (NTD ID 00085)

**Mailing Address:** 127 RICHARDSON HWY  
GAKONA, AK

**Website:** <http://www.soaringeagletransit.com>

## Geographic Coverage

**Primary Urbanized/Rural Area** Alaska Non-UZA  
**Other Areas Served:**

## Assets

**Revenue Vehicles** 10  
**Service Vehicles**  
**Facilities**

## Service Consumed

**Annual Unlinked Trips (UPT)** 2,403

## Service Supplied

**Annual Vehicle Revenue Miles (VRM)** 138,256  
**Annual Vehicle Revenue Hours (VRH)** 4,188  
**Vehicles Operated in Maximum Service (VOMS)** 3

## Modal Characteristics

Mode	Annual Unlinked Passenger Trips	Directly Operated VOMS	Purchased Transportation VOMS	Annual Vehicle Revenue Miles	Annual Vehicle Revenue Hours
Bus	2,127	2	0	132,340	4,012
Demand Response	276	1	0	5,916	176
<b>Total</b>	<b>2,403</b>	<b>3</b>	<b>0</b>	<b>138,256</b>	<b>4,188</b>

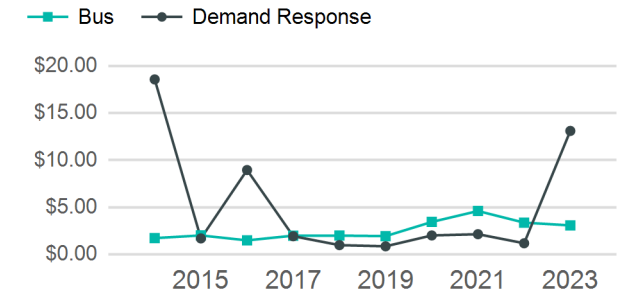
## Metrics

### Service Efficiency

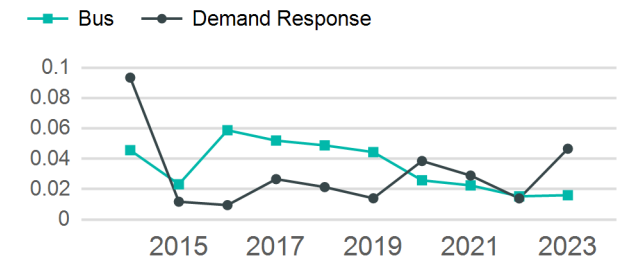
### Service Effectiveness

Mode	OE per VRM	OE per VRH	UPT per VRM	UPT per VRH	OE per UPT
Bus	\$3.08	\$101.68	0.0	0.5	\$191.79
Demand Response	\$13.10	\$440.42	0.0	1.6	\$280.85
<b>Total</b>	<b>\$3.51</b>	<b>\$115.92</b>	<b>0.0</b>	<b>0.6</b>	<b>\$202.02</b>

## Operating Expenses per Vehicle Revenue Mile



## Unlinked Passenger Trip per Vehicle Revenue Mile



2023 Annual Agency Profile - Gulkana Village Council (NTD ID 00085)

2023 Funding Breakdown

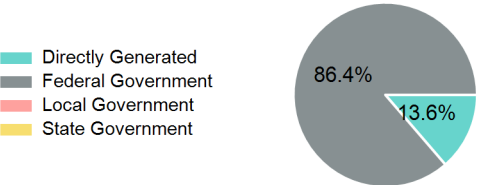
Summary of Operating Expenses (OE)

Sources of Operating Funds Expended

Operating Funding Sources

Mode	Operating Expenses	Fare Revenues
Bus	\$407,947	\$0
Demand Response	\$77,514	\$0
Total	\$485,461	\$0

Directly Generated	\$66,187
Federal Government	\$419,274
Local Government	\$0
State Government	\$0
Total Operating Funds Expended	\$485,461



Capital Funding Sources

Sources of Capital Funds Expended

Directly Generated	\$0
Federal Government	\$0
Local Government	\$0
State Government	\$0
Total Capital Funds Expended	\$0



2023 Asset Management

Transit Asset Management (TAM) Tier	Tier II	TAM Sponsor NTD ID	0R04
-------------------------------------	---------	--------------------	------

Metrics

Mode	Average Fleet Age in Years
Bus	7.2
Demand Response	7.2