

2023 Annual Agency Profile - City of Milton-Freewater (NTD ID 00063)

Mailing Address: 722 S MAIN ST
MILTON FREEWATER, OR

Website: <http://www.mfcity.com/>

Service Consumed

Annual Unlinked Trips (UPT) 5,635

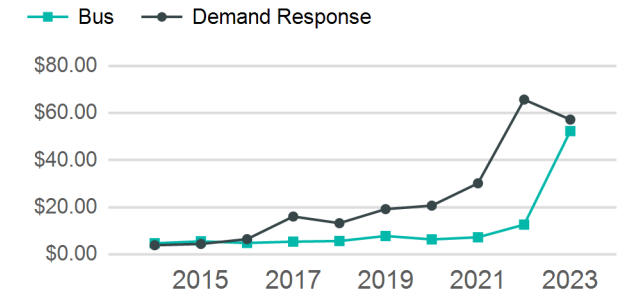
Assets

Revenue Vehicles 4
Service Vehicles
Facilities 1

Service Supplied

Annual Vehicle Revenue Miles (VRM) 32,575
Annual Vehicle Revenue Hours (VRH) 2,324
Vehicles Operated in Maximum Service (VOMS) 2

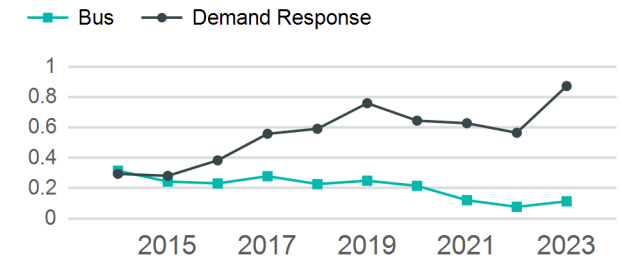
Operating Expenses per Vehicle Revenue Mile



Modal Characteristics

Mode	Annual Unlinked Passenger Trips	Directly Operated VOMS	Purchased Transportation VOMS	Annual Vehicle Revenue Miles	Annual Vehicle Revenue Hours
Bus	3,402	0	1	30,016	1,960
Demand Response	2,233	0	1	2,559	364
Total	5,635	0	2	32,575	2,324

Unlinked Passenger Trip per Vehicle Revenue Mile



Metrics

Mode	Service Efficiency		Service Effectiveness		
	OE per VRM	OE per VRH	UPT per VRM	UPT per VRH	OE per UPT
Bus	\$5.93	\$90.82	0.1	1.7	\$52.32
Demand Response	\$49.93	\$351.02	0.9	6.1	\$57.22
Total	\$9.39	\$131.57	0.2	2.4	\$54.26

2023 Annual Agency Profile - City of Milton-Freewater (NTD ID 00063)

2023 Funding Breakdown

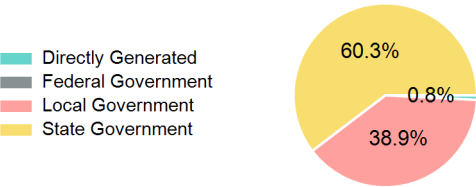
Summary of Operating Expenses (OE)

Sources of Operating Funds Expended

Operating Funding Sources

Mode	Operating Expenses	Fare Revenues
Bus	\$177,998	\$0
Demand Response	\$127,773	\$0
Total	\$305,771	\$0

Directly Generated	\$2,462
Federal Government	\$0
Local Government	\$118,835
State Government	\$184,474
Total Operating Funds Expended	\$305,771



Capital Funding Sources

Sources of Capital Funds Expended

Directly Generated	\$0
Federal Government	\$0
Local Government	\$0
State Government	\$0
Total Capital Funds Expended	\$0



2023 Asset Management

Transit Asset Management (TAM) Tier	Tier II	TAM Sponsor NTD ID	0R02
-------------------------------------	---------	--------------------	------

Metrics

Mode	Average Fleet Age in Years
Bus	11.7
Demand Response	0.0