

2023 Annual Agency Profile - Chickaloon Native Village (NTD ID 00030)

Mailing Address: 9255 N GLENN HIGHWAY
PALMER, AK

Website: <http://www.chickaloon-nsn.gov>

Geographic Coverage

Primary Urbanized/Rural Area Alaska Non-UZA

Other Areas Served:

Assets

Revenue Vehicles 5

Service Vehicles

Facilities

Service Consumed

Annual Unlinked Trips (UPT) 2,013

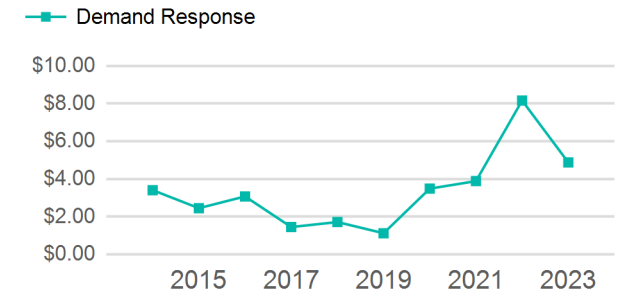
Service Supplied

Annual Vehicle Revenue Miles (VRM) 26,418

Annual Vehicle Revenue Hours (VRH) 1,916

Vehicles Operated in Maximum Service (VOMS) 3

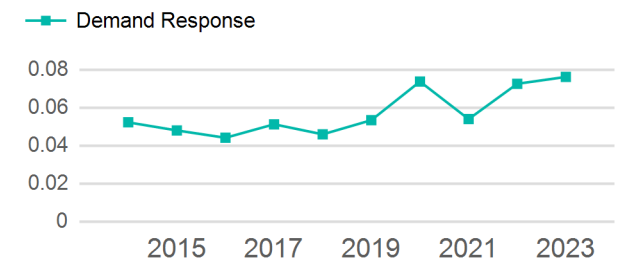
Operating Expenses per Vehicle Revenue Mile



Modal Characteristics

Mode	Annual Unlinked Passenger Trips	Directly Operated VOMS	Purchased Transportation VOMS	Annual Vehicle Revenue Miles	Annual Vehicle Revenue Hours
Demand Response	2,013	3	0	26,418	1,916
Total	2,013	3	0	26,418	1,916

Unlinked Passenger Trip per Vehicle Revenue Mile



Metrics

Mode	Service Efficiency		Service Effectiveness		
	OE per VRM	OE per VRH	UPT per VRM	UPT per VRH	OE per UPT
Demand Response	\$4.88	\$67.31	0.1	1.1	\$64.07
Total	\$4.88	\$67.31	0.1	1.1	\$64.07

2023 Annual Agency Profile - Chickaloon Native Village (NTD ID 00030)

2023 Funding Breakdown

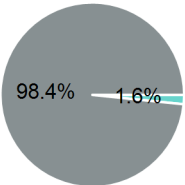
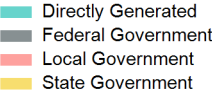
Summary of Operating Expenses (OE)

Sources of Operating Funds Expended

Operating Funding Sources

Mode	Operating Expenses	Fare Revenues
Demand Response	\$128,966	\$0
Total	\$128,966	\$0

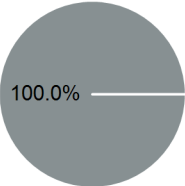
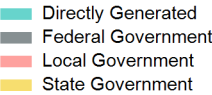
Directly Generated	\$2,088
Federal Government	\$126,878
Local Government	\$0
State Government	\$0
Total Operating Funds Expended	\$128,966



Capital Funding Sources

Sources of Capital Funds Expended

Directly Generated	\$0
Federal Government	\$102,264
Local Government	\$0
State Government	\$0
Total Capital Funds Expended	\$102,264



2023 Asset Management

Transit Asset Management (TAM) Tier Tier II

TAM Sponsor NTD ID

Metrics

Mode	Average Fleet Age in Years
Demand Response	9.4