

2022 Annual Agency Profile - City of Sedona (NTD ID 99455)

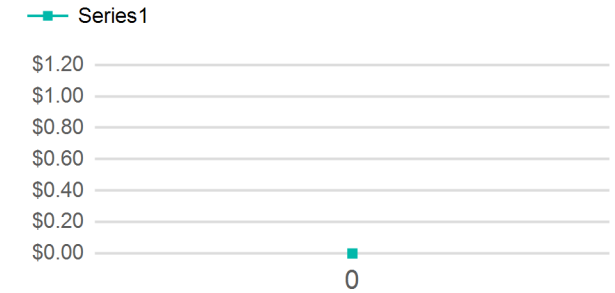
Mailing Address: 102 ROADRUNNER DR
SEDONA, AZ 86336-3710

Website: <http://www.sedonaaz.gov>

Service Consumed

Annual Unlinked Trips (UPT) 0

Operating Expenses per Vehicle Revenue Mile



Assets

Revenue Vehicles 0
Service Vehicles 0
Facilities 0

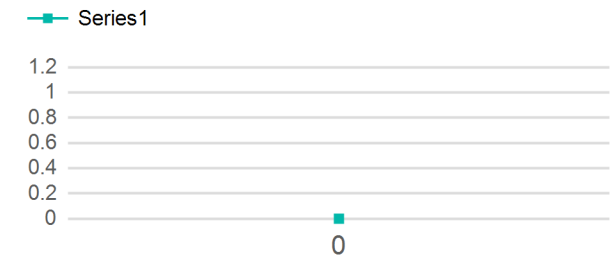
Service Supplied

Annual Vehicle Revenue Miles (VRM) 0
Annual Vehicle Revenue Hours (VRH) 0
Vehicles Operated in Maximum Service (VOMS) 0

Modal Characteristics

Mode	Annual Unlinked Passenger Trips	Directly Operated VOMS	Purchased Transportation VOMS	Annual Vehicle Revenue Miles	Annual Vehicle Revenue Hours
Total	0	0	0	0	0

Unlinked Passenger Trip per Vehicle Revenue Mile



Metrics

Mode	Service Efficiency		Service Effectiveness		
	OE per VRM	OE per VRH	UPT per VRM	UPT per VRH	OE per UPT
Total	\$0.00	\$0.00	0.0	0.0	\$0.00

#Error #Error #Error #Error #Error

2022 Annual Agency Profile - City of Sedona (NTD ID 99455)

2022 Funding Breakdown

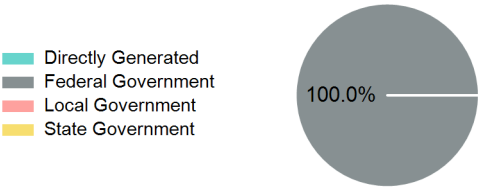
Summary of Operating Expenses (OE)

Sources of Operating Funds Expended

Operating Funding Sources

Mode	Operating Expenses	Fare Revenues
Total	\$0	\$0

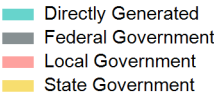
Directly Generated	\$0
Federal Government	\$52,511
Local Government	\$0
State Government	\$0
Total Operating Funds Expended	\$52,511



Capital Funding Sources

Sources of Capital Funds Expended

Directly Generated	\$0
Federal Government	\$0
Local Government	\$0
State Government	\$0
Total Capital Funds Expended	\$0



2022 Asset Management

Transit Asset Management (TAM) Tier	Tier II	TAM Sponsor NTD ID	9R01
-------------------------------------	---------	--------------------	------

Metrics

2022 Performance Measure - Asset - 2023 Target (% not in State of Good Repair)

Mode	Average Fleet Age in Years
Equipment - Automobiles - 50%	0.0

- Equipment - Trucks and other Rubber Tire Vehicles - 50%
- Facility - Administrative / Maintenance Facilities - 20%
- Rolling Stock - AO - Automobile - 13%
- Rolling Stock - BR - Over-the-road Bus - 26%
- Rolling Stock - BU - Bus - 0%
- Rolling Stock - CU - Cutaway - 17%
- Rolling Stock - MV - Minivan - 29%
- Rolling Stock - SV - Sports Utility Vehicle - 20%
- Rolling Stock - VN - Van - 44%