

2022 Annual Agency Profile - Elk Valley Rancheria (NTD ID 99452)

Mailing Address: 2332 HOWLAND HILL RD
CRESCENT CITY, CA 95531-9238

Website: <http://elk-valley.com/>

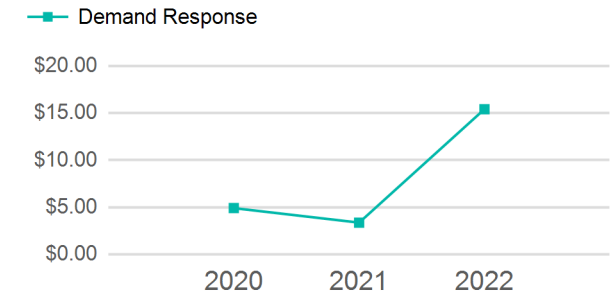
Geographic Coverage

Primary Urbanized/Rural Area California Non-UZA
Other Areas Served:

Service Consumed

Annual Unlinked Trips (UPT) 60

Operating Expenses per Vehicle Revenue Mile



Assets

Revenue Vehicles 2
Service Vehicles 0
Facilities 0

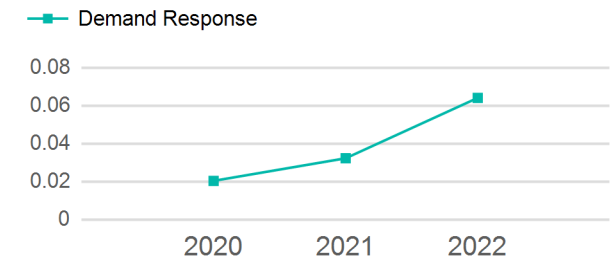
Service Supplied

Annual Vehicle Revenue Miles (VRM) 936
Annual Vehicle Revenue Hours (VRH) 23
Vehicles Operated in Maximum Service (VOMS) 1

Modal Characteristics

Mode	Annual Unlinked Passenger Trips	Directly Operated VOMS	Purchased Transportation VOMS	Annual Vehicle Revenue Miles	Annual Vehicle Revenue Hours
Demand Response	60	1	0	936	23
Total	60	1	0	936	23

Unlinked Passenger Trip per Vehicle Revenue Mile



Metrics

Mode	Service Efficiency		Service Effectiveness		
	OE per VRM	OE per VRH	UPT per VRM	UPT per VRH	OE per UPT
Demand Response	\$30.82	\$1,254.09	0.1	2.6	\$480.73
Total	\$30.82	\$1,254.09	0.1	2.6	\$480.73

2022 Annual Agency Profile - Elk Valley Rancheria (NTD ID 99452)

2022 Funding Breakdown

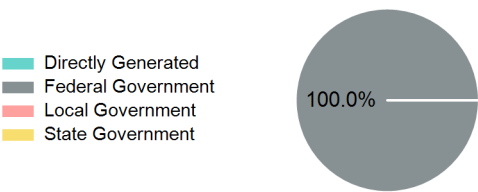
Summary of Operating Expenses (OE)

Sources of Operating Funds Expended

Operating Funding Sources

Mode	Operating Expenses	Fare Revenues
Demand Response	\$28,844	\$0
Total	\$28,844	\$0

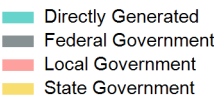
Directly Generated	\$0
Federal Government	\$28,844
Local Government	\$0
State Government	\$0
Total Operating Funds Expended	\$28,844



Capital Funding Sources

Sources of Capital Funds Expended

Directly Generated	\$0
Federal Government	\$0
Local Government	\$0
State Government	\$0
Total Capital Funds Expended	\$0



2022 Asset Management

Transit Asset Management (TAM) Tier

Tier II

TAM Sponsor NTD ID

Metrics

2022 Performance Measure - Asset - 2023 Target
(% not in State of Good Repair)

Rolling Stock - MV - Minivan - 0%
Rolling Stock - VN - Van - 0%

Mode	Average Fleet Age in Years
Demand Response	3.0