

2022 Annual Agency Profile - County of Shasta Department of Public Works (NTD ID 99438)

Mailing Address: 1855 Placer St  
Redding, CA 96001-1770

Website: [https://www.co.shasta.ca.us/index/pw\\_index/rural-transit](https://www.co.shasta.ca.us/index/pw_index/rural-transit)

Service Consumed

Annual Unlinked Trips (UPT) 0

California Non-UZA

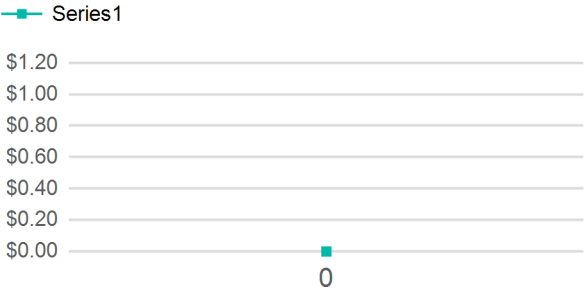
Assets

Service Supplied

Revenue Vehicles 3  
Service Vehicles 0  
Facilities 0

Annual Vehicle Revenue Miles (VRM) 0  
Annual Vehicle Revenue Hours (VRH) 0  
Vehicles Operated in Maximum Service (VOMS) 0

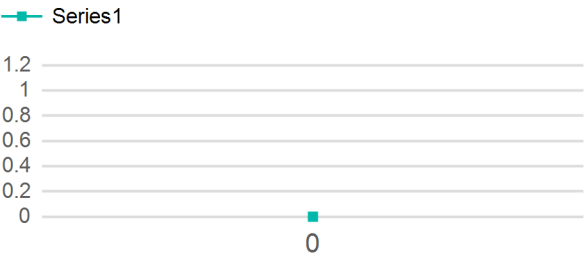
Operating Expenses per Vehicle Revenue Mile



Modal Characteristics

Mode	Annual Unlinked Passenger Trips	Directly Operated VOMS	Purchased Transportation VOMS	Annual Vehicle Revenue Miles	Annual Vehicle Revenue Hours
Total	0	0	0	0	0

Unlinked Passenger Trip per Vehicle Revenue Mile



Metrics	Service Efficiency		Service Effectiveness		
	OE per VRM	OE per VRH	UPT per VRM	UPT per VRH	OE per UPT
Mode	\$0.00	\$0.00	0.0	0.0	\$0.00
Total	#Error	#Error	#Error	#Error	#Error

2022 Annual Agency Profile - County of Shasta Department of Public Works (NTD ID 99438)

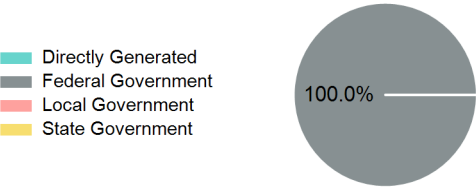
2022 Funding Breakdown

Summary of Operating Expenses (OE)

Sources of Operating Funds Expended

Operating Funding Sources

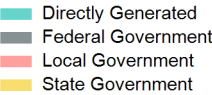
Mode	Operating Expenses	Fare Revenues	Directly Generated	Federal Government	Local Government	State Government	Total Operating Funds Expended
Total	\$0	\$0		\$674,924	\$0	\$0	\$674,924



Capital Funding Sources

Sources of Capital Funds Expended

Directly Generated	\$0
Federal Government	\$0
Local Government	\$0
State Government	\$0
Total Capital Funds Expended	\$0



2022 Asset Management

Transit Asset Management (TAM) Tier	Tier II	TAM Sponsor NTD ID	A0016
-------------------------------------	---------	--------------------	-------

Metrics

2022 Performance Measure - Asset - 2023 Target (% not in State of Good Repair)	Mode	Average Fleet Age in Years
		0.0