

2022 Annual Agency Profile - Town of Quartzsite (NTD ID 99437)

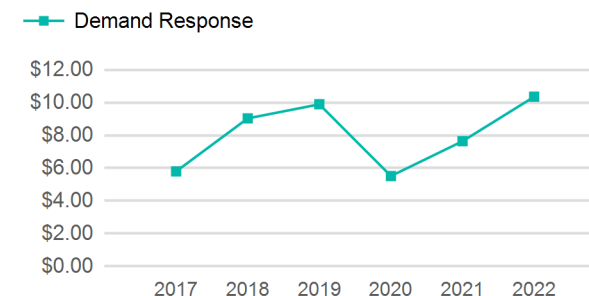
Mailing Address: 465 N PLYMOUTH AVE
QUARTZSITE, AZ 85346

Website: <http://www.ci.quartzsite.az.us/index.php/departments/public-transportation>

Service Consumed

Annual Unlinked Trips (UPT) 4,305

Operating Expenses per Vehicle Revenue Mile



Assets

Revenue Vehicles 3
Service Vehicles 0
Facilities 0

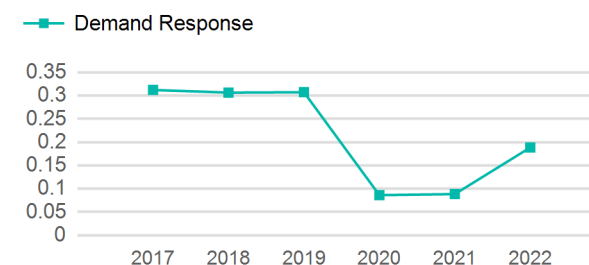
Service Supplied

Annual Vehicle Revenue Miles (VRM) 22,825
Annual Vehicle Revenue Hours (VRH) 2,150
Vehicles Operated in Maximum Service (VOMS) 3

Modal Characteristics

Mode	Annual Unlinked Passenger Trips	Directly Operated VOMS	Purchased Transportation VOMS	Annual Vehicle Revenue Miles	Annual Vehicle Revenue Hours
Demand Response	4,305	3	0	22,825	2,150
Total	4,305	3	0	22,825	2,150

Unlinked Passenger Trip per Vehicle Revenue Mile



	Service Efficiency		Service Effectiveness		
Mode	OE per VRM	OE per VRH	UPT per VRM	UPT per VRH	OE per UPT
Demand Response	\$10.36	\$109.98	0.2	2.0	\$54.92
Total	\$10.36	\$109.98	0.2	2.0	\$54.92

2022 Annual Agency Profile - Town of Quartzsite (NTD ID 99437)

2022 Funding Breakdown

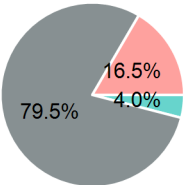
Summary of Operating Expenses (OE)

Sources of Operating Funds Expended

Operating Funding Sources

Mode	Operating Expenses	Fare Revenues
Demand Response	\$236,449	\$9,467
Total	\$236,449	\$9,467

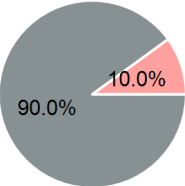
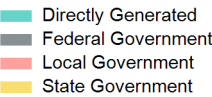
Directly Generated	\$9,467
Federal Government	\$187,882
Local Government	\$39,100
State Government	\$0
Total Operating Funds Expended	\$236,449



Capital Funding Sources

Sources of Capital Funds Expended

Directly Generated	\$0
Federal Government	\$30,320
Local Government	\$3,369
State Government	\$0
Total Capital Funds Expended	\$33,689



2022 Asset Management

Transit Asset Management (TAM) Tier	Tier II	TAM Sponsor NTD ID	9R01
-------------------------------------	---------	--------------------	------

Metrics

2022 Performance Measure - Asset - 2023 Target
(% not in State of Good Repair)

Mode	Average Fleet Age in Years
Demand Response	7.3

Equipment - Automobiles - 50%
Equipment - Trucks and other Rubber Tire Vehicles - 50%
Facility - Administrative / Maintenance Facilities - 20%
Rolling Stock - AO - Automobile - 13%
Rolling Stock - BR - Over-the-road Bus - 26%
Rolling Stock - BU - Bus - 0%
Rolling Stock - CU - Cutaway - 17%
Rolling Stock - MV - Minivan - 29%
Rolling Stock - SV - Sports Utility Vehicle - 20%
Rolling Stock - VN - Van - 44%