

2022 Annual Agency Profile - American Samoa Government Dept. of Public Works (NTD ID 99434)

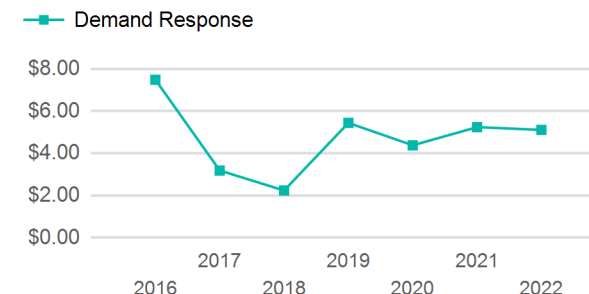
Mailing Address: TAFUNA INDUSTRIAL PARK DPW COMPLEX
PAGO PAGO, AS 96799

Website: <https://www.dialaride.as/>

Service Consumed

Annual Unlinked Trips (UPT) 32,229

Operating Expenses per Vehicle Revenue Mile



Assets

Revenue Vehicles 10
Service Vehicles 0
Facilities 1

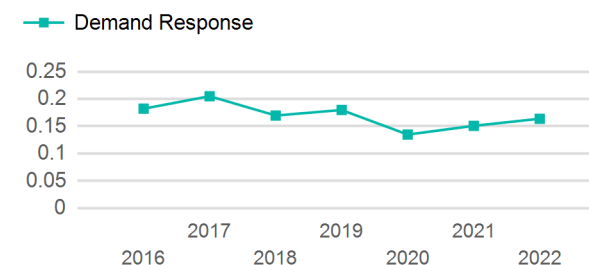
Service Supplied

Annual Vehicle Revenue Miles (VRM) 196,729
Annual Vehicle Revenue Hours (VRH) 22,566
Vehicles Operated in Maximum Service (VOMS) 9

Modal Characteristics

Mode	Annual Unlinked Passenger Trips	Directly Operated VOMS	Purchased Transportation VOMS	Annual Vehicle Revenue Miles	Annual Vehicle Revenue Hours
Demand Response	32,229	9	0	196,729	22,566
Total	32,229	9	0	196,729	22,566

Unlinked Passenger Trip per Vehicle Revenue Mile



Metrics

Mode	Service Efficiency		Service Effectiveness		
	OE per VRM	OE per VRH	UPT per VRM	UPT per VRH	OE per UPT
Demand Response	\$5.11	\$44.54	0.2	1.4	\$31.19
Total	\$5.11	\$44.54	0.2	1.4	\$31.19

2022 Annual Agency Profile - American Samoa Government Dept. of Public Works (NTD ID 99434)

2022 Funding Breakdown

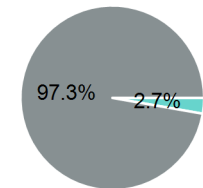
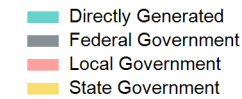
Summary of Operating Expenses (OE)

Mode	Operating Expenses	Fare Revenues
Demand Response	\$1,005,200	\$27,545
Total	\$1,005,200	\$27,545

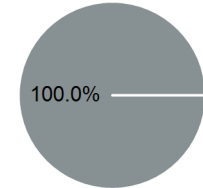
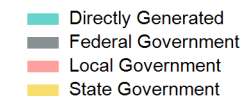
Sources of Operating Funds Expended

Directly Generated	\$27,545
Federal Government	\$977,655
Local Government	\$0
State Government	\$0
Total Operating Funds Expended	\$1,005,200

Operating Funding Sources



Capital Funding Sources



Sources of Capital Funds Expended

Directly Generated	\$0
Federal Government	\$501,355
Local Government	\$0
State Government	\$0
Total Capital Funds Expended	\$501,355

2022 Asset Management

Transit Asset Management (TAM) Tier	Tier II	TAM Sponsor NTD ID	9R06
-------------------------------------	---------	--------------------	------

Metrics

2022 Performance Measure - Asset - 2023 Target (% not in State of Good Repair)

Facility - Administrative / Maintenance Facilities - 0%
Facility - Passenger / Parking Facilities - 0%
Rolling Stock - CU - Cutaway - 0%
Rolling Stock - FB - Ferryboat - 0%
Rolling Stock - MV - Minivan - 0%
Rolling Stock - VN - Van - 0%

Mode	Average Fleet Age in Years
Demand Response	6.6