

# 2022 Annual Agency Profile - Elko Band Council (NTD ID 99394)

**Mailing Address:** 1745 SILVER EAGLE DR  
ELKO, NV 89801-5085

**Website:**

## Geographic Coverage

**Primary Urbanized/Rural Area** Nevada Non-UZA

**Other Areas Served:**

Nevada Non-UZA

## Assets

**Revenue Vehicles** 2  
**Service Vehicles** 0  
**Facilities** 1

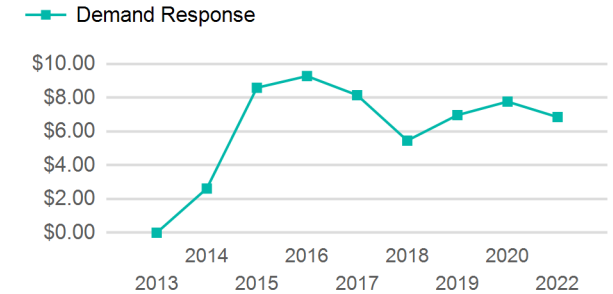
## Service Consumed

**Annual Unlinked Trips (UPT)** 486

## Service Supplied

**Annual Vehicle Revenue Miles (VRM)** 7,200  
**Annual Vehicle Revenue Hours (VRH)** 686  
**Vehicles Operated in Maximum Service (VOMS)** 1

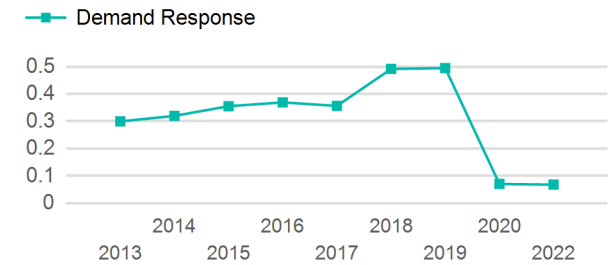
## Operating Expenses per Vehicle Revenue Mile



## Modal Characteristics

Mode	Annual Unlinked Passenger Trips	Directly Operated VOMS	Purchased Transportation VOMS	Annual Vehicle Revenue Miles	Annual Vehicle Revenue Hours
Demand Response	486	1	0	7,200	686
<b>Total</b>	<b>486</b>	<b>1</b>	<b>0</b>	<b>7,200</b>	<b>686</b>

## Unlinked Passenger Trip per Vehicle Revenue Mile



Mode	Service Efficiency		Service Effectiveness		
	OE per VRM	OE per VRH	UPT per VRM	UPT per VRH	OE per UPT
Demand Response	\$6.85	\$71.87	0.1	0.7	\$101.45
<b>Total</b>	<b>\$6.85</b>	<b>\$71.87</b>	<b>0.1</b>	<b>0.7</b>	<b>\$101.45</b>

2022 Annual Agency Profile - Elko Band Council (NTD ID 99394)

2022 Funding Breakdown

Summary of Operating Expenses (OE)

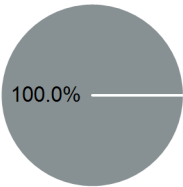
Sources of Operating Funds Expended

Operating Funding Sources

Mode	Operating Expenses	Fare Revenues
Demand Response	\$49,303	\$0
Total	\$49,303	\$0

Directly Generated	\$0
Federal Government	\$49,303
Local Government	\$0
State Government	\$0
Total Operating Funds Expended	\$49,303

- Directly Generated
- Federal Government
- Local Government
- State Government



Capital Funding Sources

Sources of Capital Funds Expended

Directly Generated	\$0
Federal Government	\$0
Local Government	\$0
State Government	\$0
Total Capital Funds Expended	\$0

- Directly Generated
- Federal Government
- Local Government
- State Government

2022 Asset Management

Transit Asset Management (TAM) Tier Tier II

TAM Sponsor NTD ID

Metrics

2022 Performance Measure - Asset - 2023 Target (% not in State of Good Repair)

Facility - Administrative / Maintenance Facilities - 0%  
Rolling Stock - CU - Cutaway - 50%

Mode	Average Fleet Age in Years
Demand Response	12.0