

2022 Annual Agency Profile - White Mountain Apache Tribe (NTD ID 99334)

Mailing Address: 306 N. CHIEF AVE.
WHITERIVER, AZ 85941

Website:

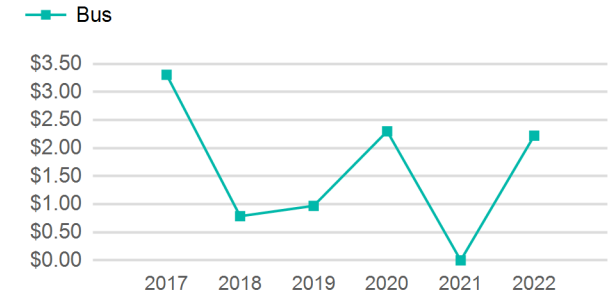
Geographic Coverage

Primary Urbanized/Rural Area Arizona Non-UZA
Other Areas Served:

Service Consumed

Annual Unlinked Trips (UPT) 5,706

Operating Expenses per Vehicle Revenue Mile



Assets

Revenue Vehicles 10
Service Vehicles 1
Facilities 0

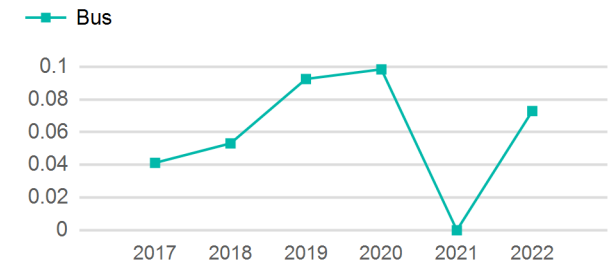
Service Supplied

Annual Vehicle Revenue Miles (VRM) 78,319
Annual Vehicle Revenue Hours (VRH) 2,400
Vehicles Operated in Maximum Service (VOMS) 5

Modal Characteristics

Mode	Annual Unlinked Passenger Trips	Directly Operated VOMS	Purchased Transportation VOMS	Annual Vehicle Revenue Miles	Annual Vehicle Revenue Hours
Bus	5,706	5	0	78,319	2,400
Total	5,706	5	0	78,319	2,400

Unlinked Passenger Trip per Vehicle Revenue Mile



Metrics

Service Efficiency

Service Effectiveness

Mode	OE per VRM	OE per VRH	UPT per VRM	UPT per VRH	OE per UPT
Bus	\$4.44	\$145.01	0.1	2.4	\$60.99
Total	\$4.44	\$145.01	0.1	2.4	\$60.99

2022 Annual Agency Profile - White Mountain Apache Tribe (NTD ID 99334)

2022 Funding Breakdown

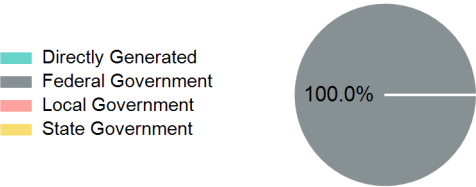
Summary of Operating Expenses (OE)

Sources of Operating Funds Expended

Operating Funding Sources

Mode	Operating Expenses	Fare Revenues
Bus	\$348,017	\$0
Total	\$348,017	\$0

Directly Generated	\$0
Federal Government	\$348,017
Local Government	\$0
State Government	\$0
Total Operating Funds Expended	\$348,017



Capital Funding Sources

Sources of Capital Funds Expended

Directly Generated	\$0
Federal Government	\$0
Local Government	\$0
State Government	\$0
Total Capital Funds Expended	\$0



2022 Asset Management

Transit Asset Management (TAM) Tier

Tier II

TAM Sponsor NTD ID

Metrics

2022 Performance Measure - Asset - 2023 Target
(% not in State of Good Repair)

Equipment - Trucks and other Rubber Tire Vehicles - 30%
Rolling Stock - CU - Cutaway - 0%

Mode	Average Fleet Age in Years
Bus	2.6