

# 2022 Annual Agency Profile - City of Tehachapi (NTD ID 91074)

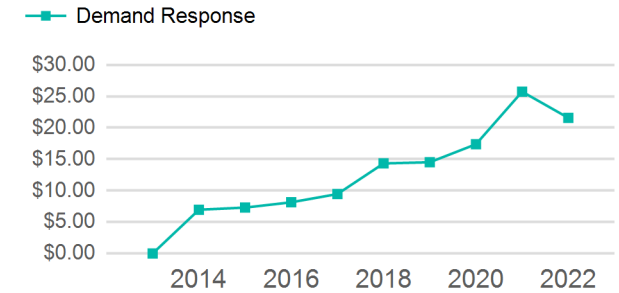
**Mailing Address:** 115 S ROBINSON ST  
TEHACHAPI, CA 93561-1722

**Website:** <http://www.liveuptehachapi.com/>

## Service Consumed

Annual Unlinked Trips (UPT) 3,351

## Operating Expenses per Vehicle Revenue Mile



## Assets

Revenue Vehicles 2  
Service Vehicles 0  
Facilities 0

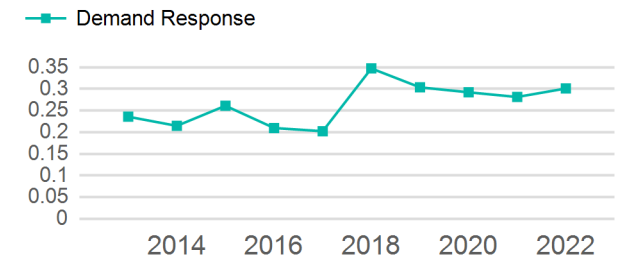
## Service Supplied

Annual Vehicle Revenue Miles (VRM) 11,128  
Annual Vehicle Revenue Hours (VRH) 2,084  
Vehicles Operated in Maximum Service (VOMS) 2

## Modal Characteristics

Mode	Annual Unlinked Passenger Trips	Directly Operated VOMS	Purchased Transportation VOMS	Annual Vehicle Revenue Miles	Annual Vehicle Revenue Hours
Demand Response	3,351	0	2	11,128	2,084
<b>Total</b>	<b>3,351</b>	<b>0</b>	<b>2</b>	<b>11,128</b>	<b>2,084</b>

## Unlinked Passenger Trip per Vehicle Revenue Mile



## Metrics

Mode	Service Efficiency		Service Effectiveness		
	OE per VRM	OE per VRH	UPT per VRM	UPT per VRH	OE per UPT
Demand Response	\$21.57	\$115.19	0.3	1.6	\$71.64
<b>Total</b>	<b>\$21.57</b>	<b>\$115.19</b>	<b>0.3</b>	<b>1.6</b>	<b>\$71.64</b>

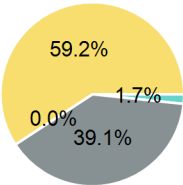
2022 Annual Agency Profile - City of Tehachapi (NTD ID 91074)

2022 Funding Breakdown

Summary of Operating Expenses (OE)

Sources of Operating Funds Expended

Operating Funding Sources



Mode	Operating Expenses	Fare Revenues
Demand Response	\$240,065	\$4,004
Total	\$240,065	\$4,004

Directly Generated	\$4,004
Federal Government	\$93,964
Local Government	\$15
State Government	\$142,082
Total Operating Funds Expended	\$240,065

- Directly Generated
- Federal Government
- Local Government
- State Government

Capital Funding Sources

Sources of Capital Funds Expended

Directly Generated	\$0
Federal Government	\$0
Local Government	\$0
State Government	\$0
Total Capital Funds Expended	\$0

- Directly Generated
- Federal Government
- Local Government
- State Government

2022 Asset Management

Transit Asset Management (TAM) Tier	Tier II	TAM Sponsor NTD ID	A0008
-------------------------------------	---------	--------------------	-------

Metrics

2022 Performance Measure - Asset - 2023 Target  
(% not in State of Good Repair)

Mode	Average Fleet Age in Years
Demand Response	9.0